

# cilindri compatti guidati

*guided compact cylinders*



- Grande affidabilità e lunga durata  
*High reliability and long life time*
- Versione magnetica standard  
*Standard magnetic version*
- Sensori magnetici standard (pag. 654-657; 660-661)  
*Standard magnetic sensors (pages 654-657; 660-661)*
- Alimentazione laterale o dorsale  
*Air ports on the top or on the side*



**CG B B 1 6 - 0 1 0**

famiglia  
*product family*

tipo  
*type*

corsa  
*stroke*

alesaggio  
*bore*

## Famiglia [product family]

**CG** cilindri compatti guidati [*guided compact cylinders*]

## Tipo [type]

**B** con bronzine [*with sintered bronze rod guide*]

**BB** con cuscinetti a rotolamento [*with linear ball bearings*]

## Materiali

Corpo: alluminio anodizzato

Stelo: C40 cromato

Piastra: acciaio nichelato

Guarnizioni: NBR e poliuretano

Guarnizione stelo: poliuretano

## Materials

Body: aluminium (anodize treatment)

Piston-rod: C40 (chromium plated)

Carrier plate: nickel plated steel

Sealings: NBR and polyurethane

Piston-rod sealing: polyurethane

## corse disponibili

*available strokes*

alesaggio corsa stroke	bore	16	20	25	32	40	50	63
10		X						
20		X	X	X				
25					X	X	X	X
30		X	X	X				
40		X	X	X				
50		X	X	X	X	X	X	X
75		X	X	X	X	X	X	X
100		X	X	X	X	X	X	X
125			X	X	X	X	X	X
150			X	X	X	X	X	X
175			X	X	X	X	X	X
200			X	X	X	X	X	X

Pressione di esercizio <i>Working pressure</i>	max 10 bar max 1 MPa
Temperatura di esercizio <i>Temperature range</i>	max +60°C
Alesaggi <i>Bores</i>	16; 20; 25; 32; 40; 50; 63 mm
Corse <i>Strokes</i>	Vedi tabella in questa pagina <i>See table in this page</i>
Fluido <i>Fluid</i>	Aria filtrata 50µ con o senza lubrificazione <i>50µ filtered, lubricated or non lubricated air</i>



# cilindri compatti guidati

guided compact cylinders



Ø	B	C	DA	F	GA	GB	GC	H	J	K	L	MM	ML	NN	P	PW	Q	R	S	T	U	V	X	YY	YL	YE	YH	YI	Z	XF	XA	XP	XB	XC	a	b	c	d
16	4.6	3.3	8	8	11	8	18	6.4	5	30	22	M5	12	M5	M5	19	16	5.4	25	62	4.6	56	2.4	M5	10	8	4.5	4.3	5	2.4	3	6	3.5	3	7.4	3.7	4.4	6.2
20	5.3	3.7	10	10	10.5	8.5	24.5	8.3	6.5	36	24	M5	13	M5	G1/8	25	18	70	30	81	5.4	72	2.8	M6	12	9.5	5.5	5.6	17	28	3	6	3.5	3	8.4	4.5	5.5	7.3
25	5.3	3.7	10	10	11.5	9	25	9.3	7.5	4.2	30	M6	15	M6	G1/8	28.5	26	78	38	91	6.4	82	3.4	M6	12	9.5	5.5	5.6	17	34	4	6	4.5	3	8.4	4.5	5.5	7.5
32	5.9	3.7	12	12	12.5	9	30.5	11.2	9	4.8	34	M8	20	M8	G1/8	34	30	96	4.4	110	7.8	98	4.2	M8	16	11	7.5	6.6	21	4.2	4	6	4.5	3	10.5	5.5	6.5	9
40	6.6	4.4	12	12	14	10	31	120	9	5.4	40	M8	20	M8	G1/8	38	30	104	4.4	118	8.6	106	50	M8	16	11	7.5	6.6	22	50	4	6	4.5	3	10.5	5.5	6.5	9
50	7.2	4.4	16	16	14	11	35	14.8	9.5	6.4	46	M10	22	M10	G1/4	4.7	40	130	60	146	110	130	66	M10	20	14	9	8.6	22	66	5	8	6	4	13.5	7.5	8.5	12
63	7.7	4.9	16	16	16.5	13.5	35	16.2	11	7.8	58	M10	22	M10	G1/4	5.5	50	130	70	158	124	142	80	M10	20	14	9	8.6	24	80	5	8	6	4	17.8	10	11	16.5

Ø	quota W (CORSE-STROKES)		quota W1 (CORSE-STROKES)	
	24 (10÷30)	44 (40÷100)	17 (10÷30)	27 (40÷100)
16	24 (10÷30)	44 (40÷100)	17 (10÷30)	27 (40÷100)
20	24 (20÷30)	44 (40÷100)	29 (20÷30)	39 (40÷100)
25	24 (20÷30)	44 (40÷100)	29 (20÷30)	39 (40÷100)
32	24 (25)	48 (50÷100)	33 (25)	45 (50÷100)
40	24 (25)	48 (50÷100)	34 (25)	46 (50÷100)
50	24 (25)	48 (50÷100)	36 (25)	48 (50÷100)
63	28 (25)	52 (50÷100)	38 (25)	50 (50÷100)

Ø	quota A (CORSE-STROKES)		quota E (CORSE-STROKES)		DB
	46 (10÷30)	66 (40÷100)	0 (10÷30)	20 (40÷100)	
16	46 (10÷30)	66 (40÷100)	0 (10÷30)	20 (40÷100)	8
20	53 (20÷30)	85.5 (40÷200)	0 (20÷30)	32.5 (40÷200)	12
25	53.5 (20÷30)	86 (40÷200)	0 (20÷30)	32.5 (40÷200)	12
32	97 (25÷50)	107 (75÷200)	37.5 (25÷50)	47.5 (75÷200)	20
40	97 (25÷50)	107 (75÷200)	31 (25÷50)	41 (75÷200)	20
50	106.5 (25÷50)	114 (75÷200)	34.5 (25)	46 (75÷200)	25
63	106.5 (25÷50)	114 (75÷200)	29.5 (25)	37 (75÷200)	25

Ø	quota A (CORSE-STROKES)		quota E (CORSE-STROKES)		DB
	46 (10÷50)	64.5 (75÷100)	0 (10÷50)	18.5 (75÷100)	
16	46 (10÷50)	64.5 (75÷100)	0 (10÷50)	18.5 (75÷100)	10
20	53 (20÷50)	84.5 (75÷200)	0 (20÷50)	31.5 (75÷200)	12
25	53.5 (20÷50)	85 (75÷200)	0 (20÷50)	31.5 (75÷200)	16
32	97 (25÷50)	107 (75÷200)	37.5 (25÷50)	47.5 (75÷200)	20
40	97 (25÷50)	107 (75÷200)	31 (25÷50)	41 (75÷200)	20
50	106.5 (25÷50)	118 (75÷200)	34.5 (25÷50)	46 (75÷200)	25
63	106.5 (25÷50)	118 (75÷200)	29.5 (25÷50)	41 (75÷200)	25

**con bronzine**  
with sintered bronze rod guide

**con cuscinetti a rotolamento**  
with linear ball bearings

**quote W e W1**  
dimensions W and W1

peso in grammi [weight in grams]

Ø	10	20	25	30	40	50	75	100	125	150	175	200
16	352	402		452	502	552	752	902				
20		689		830	910	990	1310	1510	1625	1740	1855	1970
25		870		990	1080	1260	1680	2100	2500	2900	3300	3700
32			1770			2120	2770	3080	3408	3737	4066	4395
40			1990			2390	2940	3050	3460	3880	4300	4720
50			3355			3955	4755	5355	5955	6555	7155	7755
63			4030			5070	5786	6505	7224	7943	8662	9380

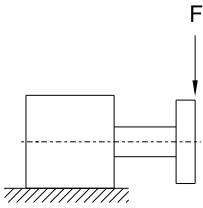
# cilindri compatti guidati

guided compact cylinders

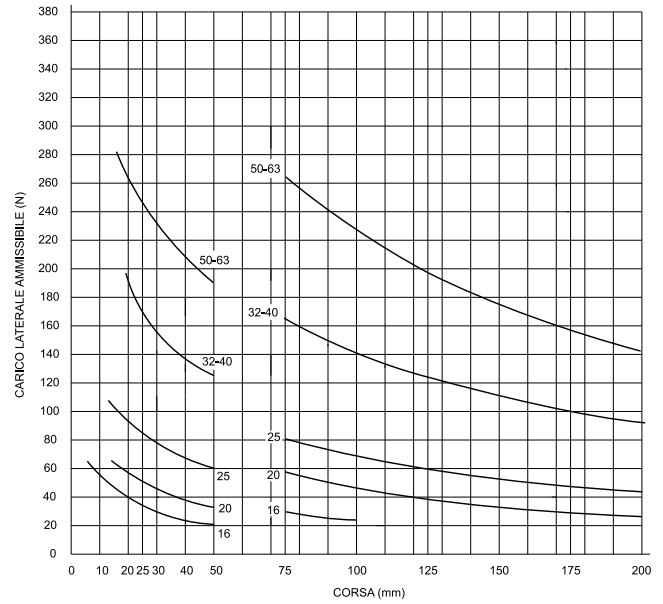


## carichi laterali ammissibili con bronzine autolubrificanti

permissible lateral loads with self-lubricating sintered bronze guide

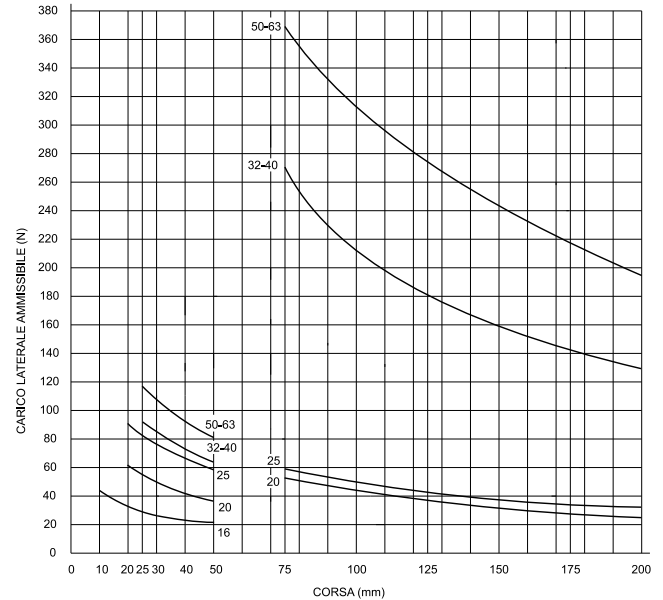


Ø mm	CARICO (N)												
16	56	40		30	25	21	30	24					
20		57		46	38	33	55	45	38	33.5	30	27	
25			93	78	68	60	81	67	60	54	48	43	
32				170			125	166	142	124	110	99	90
40				170			125	166	142	124	110	99	90
50				250			190	265	227	197	177	156	141
63				250			190	265	227	197	177	156	141
CORSE →	10	20	25	30	40	50	75	100	125	150	175	200	



## carichi laterali ammissibili con cuscinetti a rotolamento

permissible lateral loads with linear ball bearings



Ø mm	CARICO (N)												
16	44	34		27	23	21							
20		62		50	42	36	53	42	36	31	27	25	
25			94	79	68	60	59	50	43	39	35	33	
32				84			58	270	213	180	159	142	130
40				92			64	270	213	180	159	142	130
50				117			81	370	312	275	243	216	193
63				117			81	370	312	275	243	216	193
CORSE →	10	20	25	30	40	50	75	100	125	150	175	200	

## momento torcente ammissibile con bronzine autolubrificanti

permissible torque with self-lubricating sintered bronze guide

Ø mm	MOMENTO (Nm)												
16	0.65	0.51		0.42	0.36	0.32							
20		0.99		0.84	0.71	0.64	0.97	0.78	0.63	0.54	0.48	0.43	
25			1.98	1.67	1.45	1.28	1.73	1.43	1.31	1.18	1.05	0.94	
32				4.10			3.19	3.97	3.36	2.46	2.2	2	1.84
40				4.51			3.51	4.38	3.70	2.46	2.2	2	1.84
50				6.60			5.19	6.68	5.72	4.68	4.25	3.88	3.5
63				6.60			5.19	6.68	5.72	4.68	4.25	3.88	3.5
CORSE →	10	20	25	30	40	50	75	100	125	150	175	200	

## momento torcente ammissibile con cuscinetti a rotolamento

permissible torque with linear ball bearings

Ø mm	MOMENTO (Nm)												
16	0.83	0.65		0.52	0.44	0.40							
20		1.20		0.96	0.81	0.69	1.02	0.93	0.82	0.71	0.64	0.58	
25			2.00	1.69	1.45	1.28	1.26	1.09	0.98	0.87	0.79	0.70	
32				2.04			1.41	6.58	5.19	4.49	3.87	3.58	3.17
40				2.47			1.72	7.25	5.72	4.49	3.87	3.58	3.17
50				3.22			2.22	10.17	8.58	7.75	6.86	5.99	5.30
63				3.22			2.22	10.17	8.58	7.75	6.86	5.99	5.30
CORSE →	10	20	25	30	40	50	75	100	125	150	175	200	

