

Inductive sensor

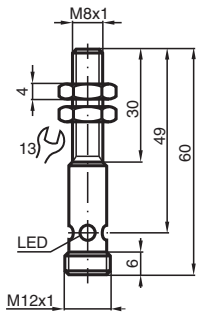
NBB1,5-8GM30-E2-C-V1



- 1.5 mm flush
- Weld Immune



Dimensions



Technical Data

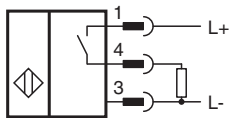
General specifications		
Switching function		Normally open (NO)
Output type		PNP
Rated operating distance	s_n	1.5 mm
Installation		flush
Output polarity		DC
Assured operating distance	s_a	0 ... 1.215 mm
Reduction factor r_{Al}		0.3
Reduction factor r_{Cu}		0.25
Reduction factor r_{304}		0.65
Output type		3-wire
Nominal ratings		
Operating voltage	U_B	10 ... 30 V DC
Switching frequency	f	0 ... 1800 Hz
Hysteresis	H	1 ... 10 % typ. 5 %
Reverse polarity protection		reverse polarity protected
Short-circuit protection		pulsing

Release date: 2025-06-06 Date of issue: 2025-06-06 Filename: 086787_eng.pdf

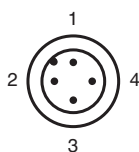
Technical Data

Voltage drop	U_d	$\leq 3 \text{ V}$
Operating current	I_L	0 ... 100 mA
No-load supply current	I_0	$\leq 20 \text{ mA}$
Constant magnetic field	B	100 mT
Alternating magnetic field	B	100 mT
Switching state indicator		Multihole-LED, yellow
Functional safety related parameters		
MTTF _d		2240 a
Mission Time (T _M)		20 a
Diagnostic Coverage (DC)		0 %
Compliance with standards and directives		
Standard conformity		
Standards		EN IEC 60947-5-2
Approvals and certificates		
UL approval		cULus Listed Load Type: General Purpose Circuitry: Class 2 Power Source Enclosure Type Rating: Type 1 Supply/Switching Voltage: 30 V DC Output Switching Current: 100 mA
CCC approval		CCC approval / marking not required for products rated $\leq 36 \text{ V}$
Ambient conditions		
Ambient temperature		-25 ... 70 °C (-13 ... 158 °F)
Mechanical specifications		
Connection type		Connector plug
Housing material		Brass, PTFE coated
Sensing face		PPS; Ryton R4
Degree of protection		IP67
Connector		
Threading		M12 x 1
Number of pins		3
Dimensions		
Length		30 mm
Diameter		8 mm

Connection



Connection Assignment



Connection Assignment

Wire colors in accordance with EN 60947-5-2

1		BN	(brown)
2		WH	(white)
3		BU	(blue)
4		BK	(black)