

Inductive sensor

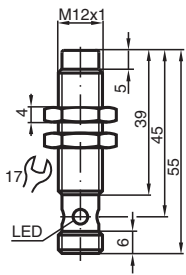
NBN4-12GM40-Z0-V1



- 4 mm non-flush
- 2-wire DC



Dimensions



Technical Data

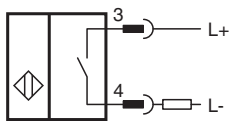
General specifications		
Switching function		Normally open (NO)
Output type		Two-wire
Rated operating distance	s_n	4 mm
Installation		non-flush
Output polarity		DC
Assured operating distance	s_a	0 ... 3.24 mm
Actual operating distance	s_r	3.6 ... 4.4 mm typ.
Reduction factor r_{Al}		0.37
Reduction factor r_{Cu}		0.36
Reduction factor r_{304}		0.74
Output type		2-wire
Nominal ratings		
Operating voltage	U_B	5 ... 60 V
Switching frequency	f	0 ... 1000 Hz
Hysteresis	H	1 ... 10 % typ. 5 %
Reverse polarity protection		reverse polarity tolerant

Release date: 2025-06-06 Date of issue: 2025-06-06 Filename: 088195_eng.pdf

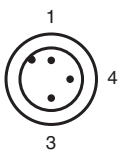
Technical Data

Short-circuit protection		pulsing
Voltage drop	U_d	≤ 5 V
Operating current	I_L	2 ... 100 mA
Lowest operating current	I_m	2 mA
Off-state current	I_r	0 ... 0.5 mA typ.
Switching state indicator		Multihole-LED, yellow
Functional safety related parameters		
MTTF _d		2300 a
Mission Time (T _M)		20 a
Diagnostic Coverage (DC)		0 %
Compliance with standards and directives		
Standard conformity		
Standards		EN IEC 60947-5-2
Approvals and certificates		
UL approval		cULus Listed, General Purpose
CCC approval		Certified by China Compulsory Certification (CCC)
Ambient conditions		
Ambient temperature		-25 ... 70 °C (-13 ... 158 °F)
Mechanical specifications		
Connection type		Connector plug
Housing material		brass, nickel-plated
Sensing face		PBT
Degree of protection		IP67
Connector		
Threading		M12 x 1
Number of pins		3
Mass		26 g
Dimensions		
Length		40 mm
Diameter		12 mm

Connection



Connection Assignment



Connection Assignment

Wire colors in accordance with EN 60947-5-2

1		BN	(brown)
3		BU	(blue)
4		BK	(black)