

Inductive sensor

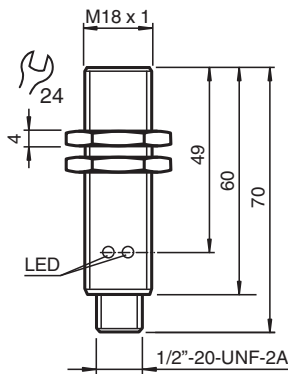
NBB5-18GM60-WS-V12



- 5 mm flush
- 2-wire AC



Dimensions



Technical Data

General specifications

Switching function		Normally open (NO)
Output type		Two-wire
Rated operating distance	s_n	5 mm
Installation		flush
Output polarity		AC
Assured operating distance	s_a	0 ... 4.05 mm
Actual operating distance	s_r	4.5 ... 5.5 mm typ. 5 mm
Reduction factor r_{Al}		0.2
Reduction factor r_{Cu}		0.2
Reduction factor r_{304}		0.6
Output type		2-wire

Nominal ratings

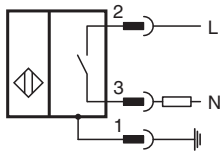
Operating voltage	U_B	20 ... 253 V
Switching frequency	f	0 ... 20 Hz
Hysteresis	H	typ. 6 %
Reverse polarity protection		reverse polarity tolerant
Voltage drop	U_d	< 5 V ($I_L > 50$ mA); < 8 V ($I_L < 50$ mA)
Momentary current (20 ms, 0.1 Hz)		0 ... 1600 mA

Release date: 2025-06-06 Date of issue: 2025-06-06 Filename: 131306_eng.pdf

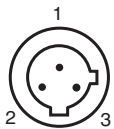
Technical Data

Operating current	I_L	5 ... 200 mA
Off-state current	I_r	0 ... 1.7 mA typ.
Time delay before availability	t_v	≤ 30 ms
Operating voltage indicator		LED, green
Switching state indicator		LED, yellow
Compliance with standards and directives		
Standard conformity		
Standards		EN IEC 60947-5-2
Approvals and certificates		
UL approval		cULus Listed, General Purpose
CSA approval		cCSAus Listed, General Purpose
CCC approval		Certified by China Compulsory Certification (CCC)
Ambient conditions		
Ambient temperature		-25 ... 70 °C (-13 ... 158 °F)
Mechanical specifications		
Connection type		Connector plug 1/2"-20 UN , 3-pin
Housing material		brass, nickel-plated
Sensing face		PBT
Degree of protection		IP67
Dimensions		
Length		60 mm
Diameter		18 mm
Note		1) In the temperature range below 0 °C, permissible operating voltage U_b 80...253 V Safety fuse ≤ 0.8 A (quick-blow) according to IEC 60127-2 Sheet 1 Recommendation: after a short circuit, check that the device is functioning correctly.

Connection



Connection Assignment



Wire colors

1	GN	(green)
2	RD/BK	(red/black)
3	RD/WH	(red/white)