


Inductive sensor

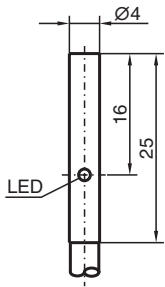
NBB0,8-4M25-E1



- Basic series
- 0.8 mm flush



Dimensions



Technical Data

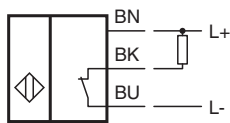
General specifications		
Switching function		Normally closed (NC)
Output type		NPN
Rated operating distance	s_n	0.8 mm
Installation		flush
Output polarity		DC
Assured operating distance	s_a	0 ... 0.648 mm
Reduction factor r_{Al}		0.45
Reduction factor r_{Cu}		0.4
Reduction factor r_{304}		0.85
Output type		3-wire
Nominal ratings		
Operating voltage	U_B	10 ... 30 V
Switching frequency	f	0 ... 3000 Hz
Hysteresis	H	5 ... 20 %
Reverse polarity protection		reverse polarity protected
Short-circuit protection		pulsing

Release date: 2024-04-25 Date of issue: 2024-04-25 Filename: 134079_eng.pdf

Technical Data

Voltage drop	U_d	$\leq 3 \text{ V}$
Operating current	I_L	0 ... 100 mA
Off-state current	I_r	0 ... 0.1 mA typ. 0.1 μA at 25 °C
No-load supply current	I_0	$\leq 12 \text{ mA}$
Switching state indicator		LED, yellow
Compliance with standards and directives		
Standard conformity		
Standards		EN IEC 60947-5-2
Approvals and certificates		
UL approval		cULus Listed, General Purpose
CCC approval		CCC approval / marking not required for products rated $\leq 36 \text{ V}$
Ambient conditions		
Ambient temperature		-25 ... 70 °C (-13 ... 158 °F)
Mechanical specifications		
Connection type		cable
Housing material		Stainless steel 1.4305 / AISI 303
Sensing face		PBT
Degree of protection		IP67
Cable		
Wire end ferrules		yes
Cable diameter		3 mm - 0.2 mm
Bending radius		> 12 x cable diameter
Material		PVC
Color		grey
Number of cores		3
Core cross section		0.14 mm ²
Length	L	2 m
Dimensions		
Length		25 mm
Diameter		4 mm

Connection



Mounting

