

# Inductive sensor

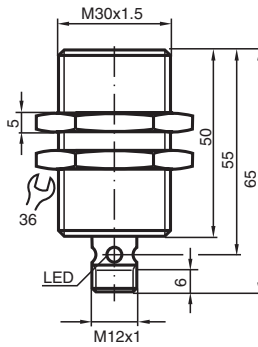
## NCB15-30GM50-Z5-V1



- 15 mm flush
- 2-wire DC
- Increased operating distance



### Dimensions



### Technical Data

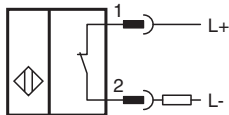
General specifications		
Switching function		Normally closed (NC)
Output type		Two-wire
Rated operating distance	$s_n$	15 mm
Installation		flush
Output polarity		DC
Assured operating distance	$s_a$	0 ... 12 mm
Reduction factor $r_{Al}$		0.4
Reduction factor $r_{Cu}$		0.4
Reduction factor $r_{304}$		0.7
Reduction factor $r_{Brass}$		0.5
Output type		2-wire
Nominal ratings		
Operating voltage	$U_B$	3.5 ... 30 V
Switching frequency	$f$	500 Hz
Reverse polarity protection		reverse polarity-conductive
Short-circuit protection		pulsing

Release date: 2024-10-31 Date of issue: 2024-10-31 Filename: 182913\_eng.pdf

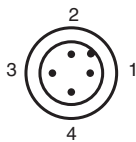
## Technical Data

Voltage drop	$U_d$	$\leq 3.5 \text{ V}$
Temperature drift		$\pm 15\%$
Operating current	$I_L$	2 ... 100 mA
Off-state current	$I_r$	typ. 0.8 mA
Switching state indicator		LED, yellow
<b>Compliance with standards and directives</b>		
Standard conformity		
Standards		EN IEC 60947-5-2
<b>Approvals and certificates</b>		
UL approval		cULus Listed, General Purpose
CCC approval		CCC approval / marking not required for products rated $\leq 36 \text{ V}$
<b>Ambient conditions</b>		
Ambient temperature		-25 ... 70 °C (-13 ... 158 °F)
Storage temperature		-25 ... 85 °C (-13 ... 185 °F)
<b>Mechanical specifications</b>		
Connection type		Connector plug
Housing material		brass, nickel-plated
Sensing face		PBT
Degree of protection		IP67
Connector		
Threading		M12 x 1
Number of pins		4
Mass		135 g
Dimensions		
Length		48 mm
Diameter		30 mm

## Connection



## Connection Assignment



Wire colors in accordance with EN 60947-5-2

1	BN	(brown)
2	WH	(white)
3	BU	(blue)
4	BK	(black)