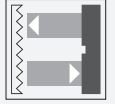


Retroreflective sensor

GLV18-55/59/102/115



- Efficient Line in a short M18 plastic housing for standard applications
- Very high detection range
- 4 LEDs indicator for 360° visibility
- Version with front optical face
- DC voltage version

Retroreflective sensor with pole filter, M18 threaded housing design, plastic housing, front optical face, 4 m detection range, red light, dark on, DC version, NPN output, fixed cable



Function

The GLV/GLK18 series sensors help improve the efficiency of machines and systems. The design of the M18 plastic housing, the connection technology, and sensor properties are highly standardized. Concentrating on the key sensor requirements has produced a robust and reliable product series for DC and AC/DC voltage systems without any over-engineering. The mounting set included in the scope of delivery and the optimized potentiometer design ensure fast assembly and easy configuration.

Application

Packaging industry:

- Presence checks, track loading, completeness checks, stack height control

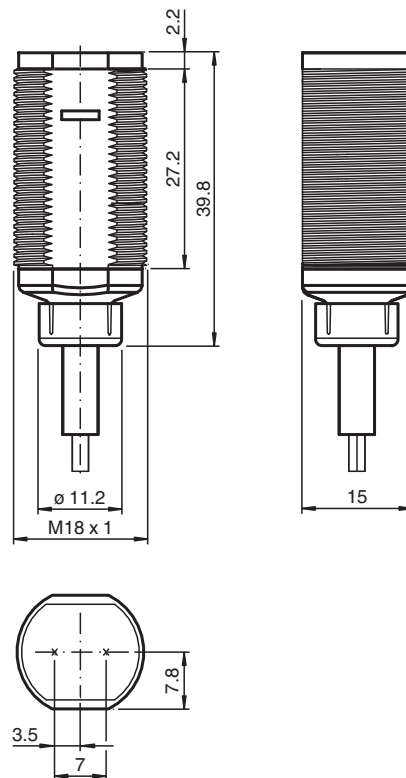
Material handling:

- Presence checks, target sensor, profile checks, trigger sensor

Automatic doors, gates and access systems, elevator:

- Secure detection for automatic door and gate systems
- Monitoring function in turnstiles
- Closing edge monitoring in elevators

Dimensions



Technical Data

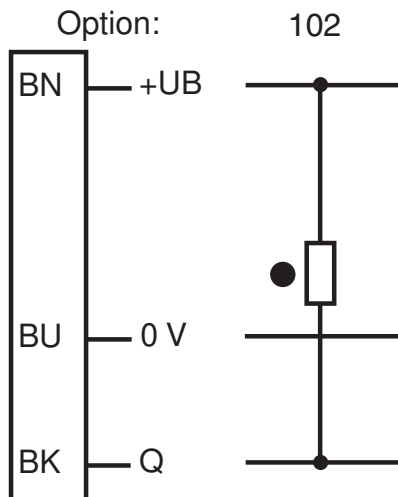
| General specifications | |
|--------------------------------------|---|
| Effective detection range | 0 ... 4 m |
| Reflector distance | 0.05 ... 4 m |
| Threshold detection range | 5.5 m |
| Reference target | reflector C110-2 |
| Light source | LED |
| Light type | modulated visible red light , 640 nm |
| Polarization filter | yes |
| Diameter of the light spot | approx. 200 mm at 5.5 m |
| Opening angle | approx. 2 ° |
| Optical face | frontal |
| Ambient light limit | 30000 Lux |
| Functional safety related parameters | |
| MTTF _d | 920 a |
| Mission Time (T _M) | 20 a |
| Diagnostic Coverage (DC) | 0 % |
| Indicators/operating means | |
| Operation indicator | LED green, statically lit Power on |
| Function indicator | LED yellow: lights up when receiving the light beam ; flashes when falling short of the operating reserve; OFF when light beam is interrupted |
| Electrical specifications | |
| Operating voltage | U _B 10 ... 30 V DC |

Release date: 2023-03-28 Date of issue: 2023-03-28 Filename: 188560_eng.pdf

Technical Data

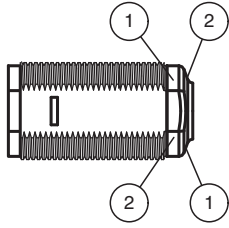
| | | |
|-----------------------------------|-------|--|
| No-load supply current | I_0 | < 20 mA |
| Output | | |
| Switching type | | dark-on |
| Signal output | | 1 NPN, short-circuit protected open collector |
| Switching voltage | | max. 30 V DC |
| Switching current | | max. 100 mA |
| Voltage drop | U_d | ≤ 1.5 V DC |
| Switching frequency | f | 500 Hz |
| Response time | | ≤ 1 ms |
| Conformity | | |
| Product standard | | EN 60947-5-2 |
| Approvals and certificates | | |
| Protection class | | II, Rated insulation voltage ≤ 50 V AC with pollution degree 1-2 according to IEC 60664-1 |
| UL approval | | cULus Listed, Class 2 Power Source |
| CCC approval | | CCC approval / marking not required for products rated ≤ 36 V |
| Ambient conditions | | |
| Ambient temperature | | -25 ... 60 °C (-13 ... 140 °F) |
| Storage temperature | | -40 ... 70 °C (-40 ... 158 °F) |
| Mechanical specifications | | |
| Degree of protection | | IP67 |
| Connection | | 2 m fixed cable |
| Material | | |
| Housing | | PC |
| Optical face | | PMMA |
| Cable | | PVC |
| Mass | | approx. 75 g |

Connection Assignment



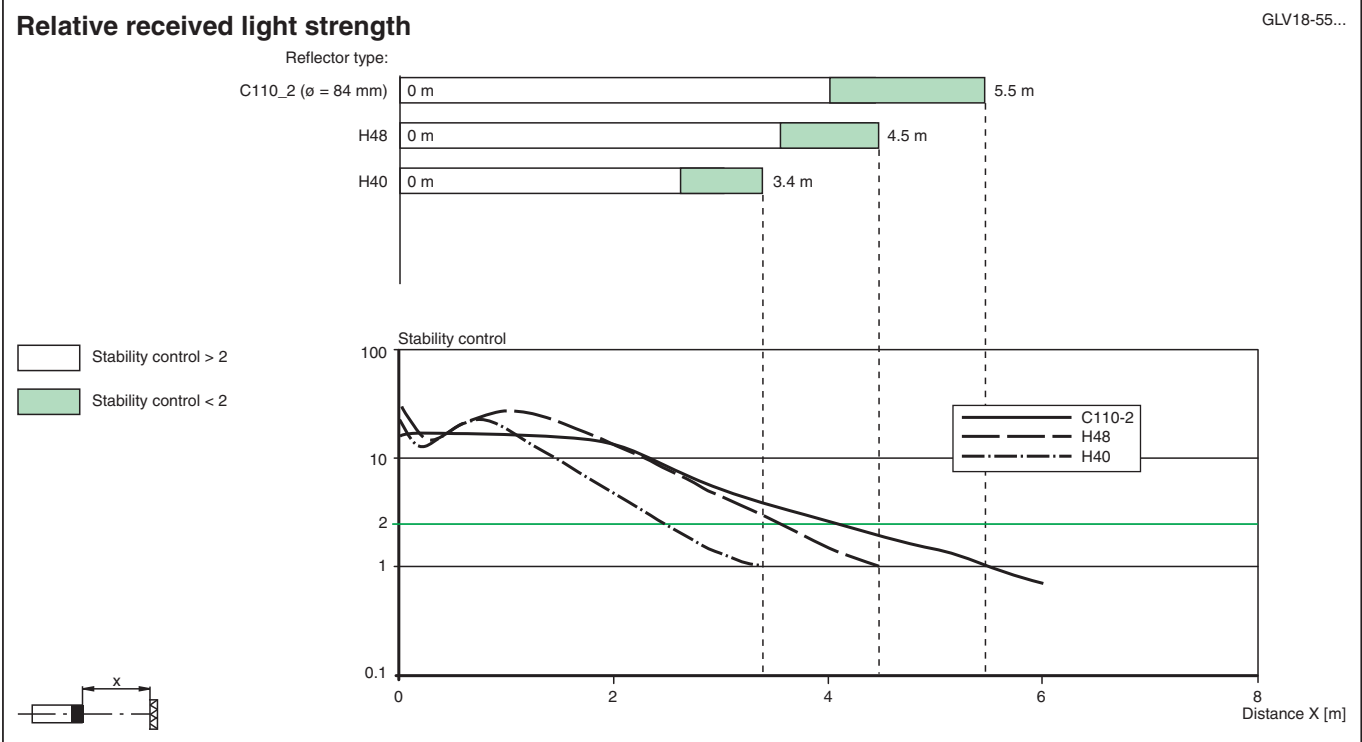
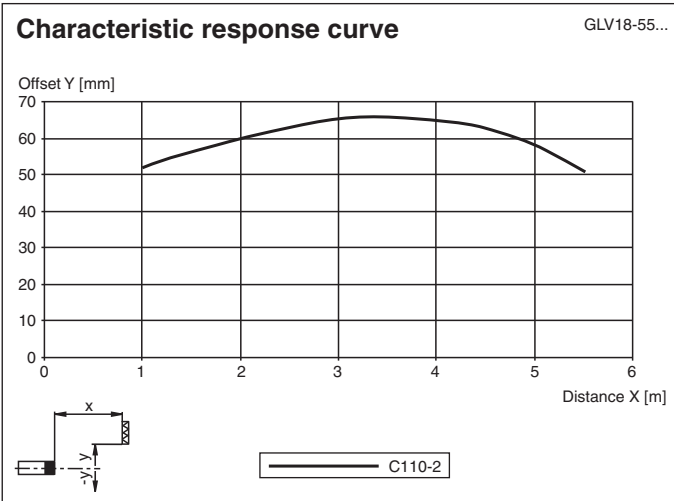
○ = Light on
● = Dark on

Assembly



| | | |
|---|-------------------|--------|
| 1 | Operating display | green |
| 2 | Signal display | yellow |
| 4 | Emitter | |
| 5 | Receiver | |

Characteristic Curve





Accessories

| | | |
|--|-----------------|----------------------------------|
| | CPZ18B03 | Mounting Bracket with swivel nut |
| | BF 18 | Mounting flange, 18 mm |

Release date: 2023-03-28 Date of issue: 2023-03-28 Filename: 188560_eng.pdf

Accessories

| | | |
|---|----------------|---|
|  | BF 18-F | Plastic mounting adapter, 18 mm |
|  | BF 5-30 | Universal mounting bracket for cylindrical sensors with a diameter of 5 ... 30 mm |