


Capacitive sensor

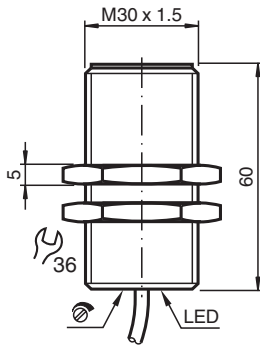
CBN15-30GK60-E0



- 15 mm non-flush
- Operating distance adjustable via potentiometer
- High EMC resistance



Dimensions



Technical Data

General specifications

Switching function		Normally open (NO)
Output type		NPN
Rated operating distance	s_n	15 mm
Installation		non-flush
Output polarity		DC
Assured operating distance	s_a	0 ... 12.1 mm
Output type		3-wire

Nominal ratings

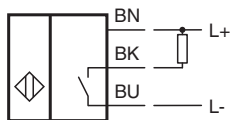
Installation conditions		
A		18 mm
B		10 mm
C		30 mm
F		60 mm
Operating voltage	U_B	10 ... 30 V DC
Switching frequency	f	0 ... 10 Hz
Reverse polarity protection		reverse polarity protected
Short-circuit protection		pulsing
Voltage drop	U_d	≤ 2.8 V
Operating current	I_L	0 ... 200 mA

Release date: 2025-06-11 Date of issue: 2025-06-11 Filename: 189950_eng.pdf

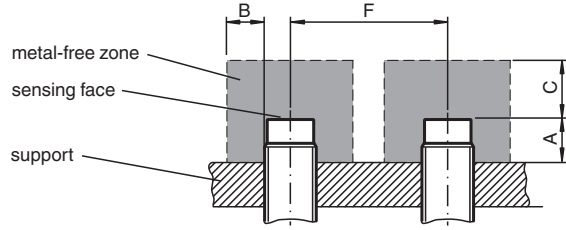
Technical Data

Off-state current	I_r	0 ... 0.5 mA typ. 0.1 μ A at 25 °C
Off-state current $T_U = 40$ °C, switching element off		≤ 100 μ A
No-load supply current	I_0	≤ 20 mA
Time delay before availability	t_v	≤ 50 ms
Switching state indicator		LED, yellow
Indicators/operating means		
Potentiometer		sensitivity adjustment
Compliance with standards and directives		
Standard conformity		
Standards		EN IEC 60947-5-2
Approvals and certificates		
UL approval		cULus Listed Load Type: General Purpose Enclosure Type Rating: Type 1 Supply/Switching Voltage:
CCC approval		CCC approval / marking not required for products rated ≤ 36 V
Ambient conditions		
Ambient temperature		-25 ... 70 °C (-13 ... 158 °F)
Storage temperature		-40 ... 85 °C (-40 ... 185 °F)
Mechanical specifications		
Connection type		cable
Housing material		PBT
Sensing face		PBT
Degree of protection		IP67
Cable		
Wire end ferrules		yes
Cable diameter		6.4 mm \pm 0.2 mm
Bending radius		> 10 x cable diameter
Material		PVC
Color		grey
Number of cores		3
Core cross section		0.75 mm ²
Length	L	2 m
Dimensions		
Length		60 mm
Diameter		30 mm

Connection Assignment



Installation Conditions



Release date: 2025-06-11 Date of issue: 2025-06-11 Filename: 189950_eng.pdf