

Control interface unit IC-KP2-1HB6-V15B



- LED status indicator of bus communication and read/write head

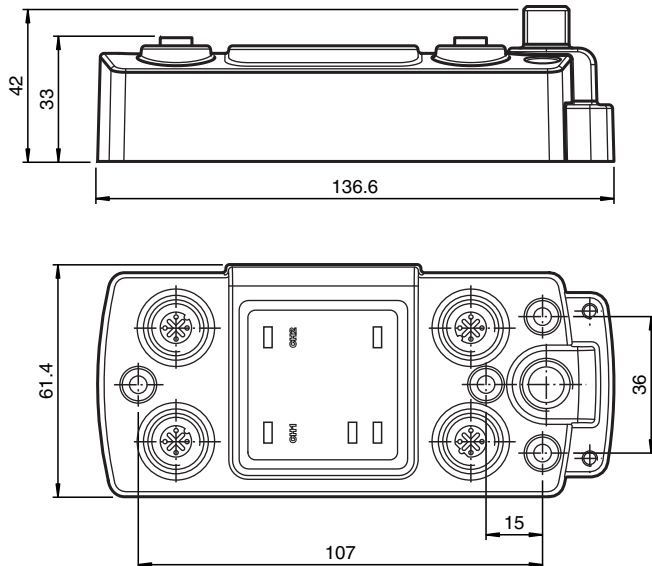
Control interface unit IDENTControl Compact with interface for PROFIBUS DP



Function

The RFID identification system IDENTControl Compact from Pepperl+Fuchs offers a vast number of benefits compared to other systems, thanks to its innovative design. The control interfaces IDENTControl and IDENTControl Compact make up the core of the system. With its integrated interfaces to all commercially available fieldbus systems such as PROFIBUS, PROFINET, Ethernet, EtherCAT, CC-Link, serial connections (RS 232 or RS 485) and numerous connection options for read/write heads available for frequency ranges LF, HF and UHF, the IDENTControl Compact control interface can be easily and flexibly adapted to your requirements. LEDs on the front of the housing indicate bus communication, connected read/write heads and active read/write commands. Reliability of the application is further increased by using trigger sensors. The system is equally suited for use in control cabinets and field use in IP67. The interface to the higher-level fieldbus is integrated in the housing, and all connections are designed such that they are pluggable. This enables simple installation and quick, problem-free replacement in case of device failure. The consistent EMC design, with metal housing, grounding and shielded wires, offers a high degree of reliability.

Dimensions



Technical Data

General specifications

Number of read/write heads	max. 1
----------------------------	--------

Release date: 2023-08-07 Date of issue: 2023-08-07 Filename: 200874_eng.pdf

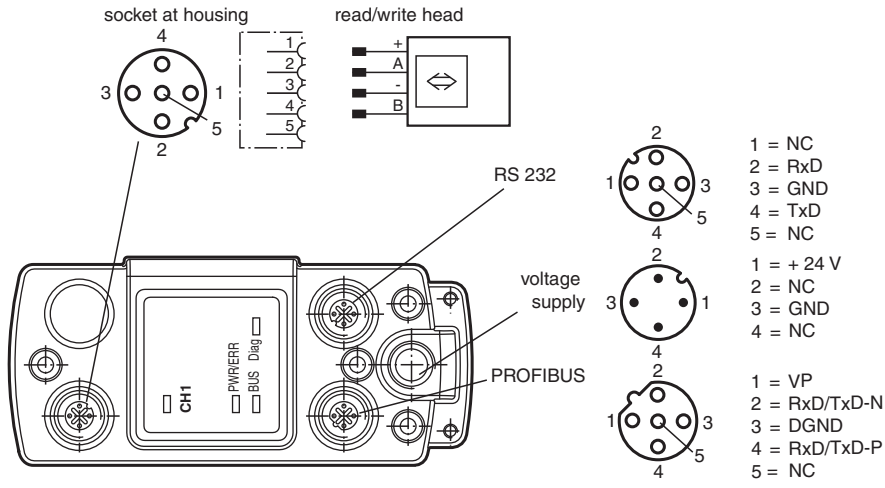
Technical Data

UL File Number		E87056
MTBF		70 a (Operation at +40 °C)
Indicators/operating means		
LED BUS		green: Slave is at state "Data Exchange" red: Bus error
LED Diag		No function
LED 1		Status indicator for read/write head green: command at read/write head active yellow: approx. 1 second long, if command was successfully executed
LED CH1		green: read head detected red: Configuration error
LED PWR/ERR		green: power on red: Hardware fault
Rotary switch		Address setting 00 ... 7E, FF (hexadecimal) BUS Address (high nibble): 0 ... 7, F BUS Address (low nibble): 0 ... F
Electrical specifications		
Rated operating voltage	U_e	20 ... 30 V DC , PELV
Ripple		≤ 10 % at 30 V DC
Current consumption		≤ 4 A incl. read/write heads
Power consumption	P_0	2 W Without read/write head
Galvanic isolation		basic insulation acc. to DIN EN 50178, rated insulation voltage of 50 V _{eff}
Interface 1		
Interface type		PROFIBUS
Physical		RS-485
Protocol		PROFIBUS DP acc. to EN 50170
Transfer rate		9.6; 19.2; 93.75; 187.5; 500; 1500 kBit/s 3; 6; 12 Mbit/s self-synchronizing
Interface 2		
Interface type		Diagnostic Interface
Physical		RS 232
Protocol		ASCII
Transfer rate		38.4 kBit/s
Directive conformity		
Electromagnetic compatibility		
Directive 2014/30/EU		EN 61000-6-2 EN 61000-6-4
RoHS		
Directive 2011/65/EU (RoHS)		IEC/EN 63000
Standard conformity		
Degree of protection		IEC 60529
Ambient conditions		
Ambient temperature		-25 ... 70 °C (-13 ... 158 °F)
Storage temperature		-40 ... 85 °C (-40 ... 185 °F)
Climatic conditions		air humidity max. 96 % Salt spray resistant to EN 60068-2-52
Shock and impact resistance		Oscillation (Sine): 5 g, 10 - 1000 Hz to EN 60068-2-6 Shock (Half-sine): 30 g, 11 ms in accordance with EN 60068-2-27
Mechanical specifications		
Housing length		137 mm
Housing width		62 mm
Housing height		42 mm
Degree of protection		IP67
Connection		read/write head: M12 plug connection, 4-pin, screened, Power supply: M12 connector Protective earth: M4 earthing screw Diagnostic RS 232: M12 connector PROFIBUS: M12 connector, B-coded
Material		

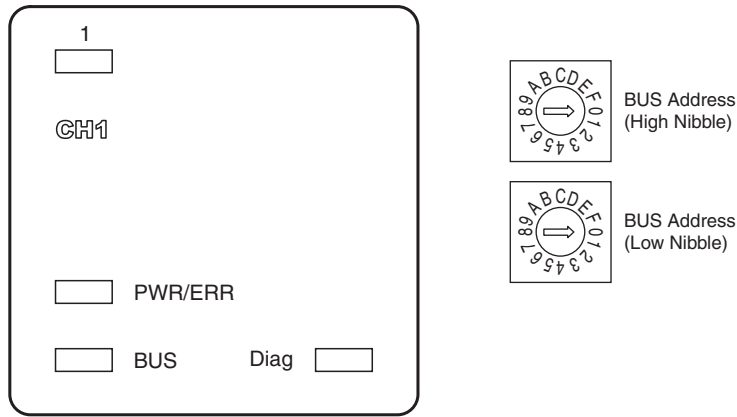
Technical Data

Housing	powder coated aluminum
Installation	screw fixing
Mass	approx. 300 g

Connection



Assembly









Accessories

	V1-G-2M-PUR-ABG-V1-W	Cordset M12 socket straight to M12 plug angled A-coded, 4-pin, PUR cable grey, shielded
	V1-G-10M-PUR-ABG-V1-W	Cordset M12 socket straight to M12 plug angled A-coded, 4-pin, PUR cable grey, shielded
	V15B-G-5M-PUR-ABG-V15B-G	PROFIBUS bus cable M12 socket straight to M12 plug straight B-coded, 5-pin, PUR cable 2-core violet, shielded
	V15B-G-10M-PUR-ABG-V15B-G	PROFIBUS bus cable M12 socket straight to M12 plug straight B-coded, 5-pin, PUR cable 2-core violet, shielded
	ICZ-MH05-SACB-8	Mounting aid for DIN rail

Release date: 2023-08-07 Date of issue: 2023-08-07 Filename: 200874_eng.pdf

Accessories

	V1S-G-0,15M-PUR-ABG-SUBD	Adapter cable M12 plug straight A-coded 4-pin to Sub-D-plug straight 9-pin, PUR cable grey, shielded
	V1S-G-5M-PUR-ABG-SUBD9	Adapter cable M12 plug straight A-coded 4-pin to Sub-D-socket straight 9-pin, PUR cable grey, shielded
	V1-G-5M-PUR-ABG-V1-W	Cordset M12 socket straight to M12 plug angled A-coded, 4-pin, PUR cable grey, shielded
	V1-G-5M-PUR-ABG	Female cordset single-ended M12 straight A-coded, 4-pin, PUR cable grey, shielded
	ICZ-3T-0,3M-PUR ABG-V15B-G	Y connection cable for PROFIBUS
	ICZ-2T/TR-0,2M-PUR ABG-V15B-G	Terminal cable for PROFIBUS with terminal resistor