

## Control interface unit

### IC-KP2-2HRX-2V1



- LED status indicator of bus communication and read/write heads
- Max. 2 read/write heads can be connected
- Alternatively 1 read/write head and 1 trigger sensor can be connected

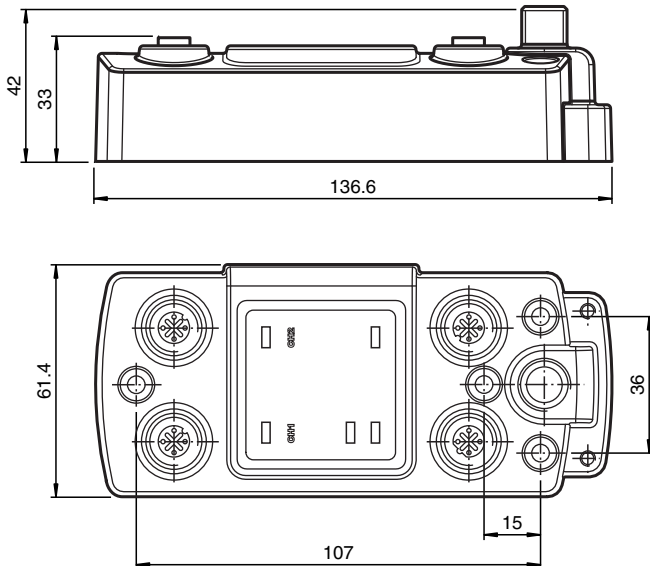
Control interface unit IDENTControl Compact with serial interface RS-232 and RS-485



### Function

The RFID identification system IDENTControl Compact from Pepperl+Fuchs offers a vast number of benefits compared to other systems, thanks to its innovative design. The control interfaces IDENTControl and IDENTControl Compact make up the core of the system. With its integrated interfaces to all commercially available fieldbus systems such as PROFIBUS, PROFINET, Ethernet, EtherCAT, CC-Link, serial connections (RS 232 or RS 485) and numerous connection options for read/write heads available for frequency ranges LF, HF and UHF, the IDENTControl Compact control interface can be easily and flexibly adapted to your requirements. LEDs on the front of the housing indicate bus communication, connected read/write heads and active read/write commands. Reliability of the application is further increased by using trigger sensors. The system is equally suited for use in control cabinets and field use in IP67. The interface to the higher-level fieldbus is integrated in the housing, and all connections are designed such that they are pluggable. This enables simple installation and quick, problem-free replacement in case of device failure. The consistent EMC design, with metal housing, grounding and shielded wires, offers a high degree of reliability.

### Dimensions



### Technical Data

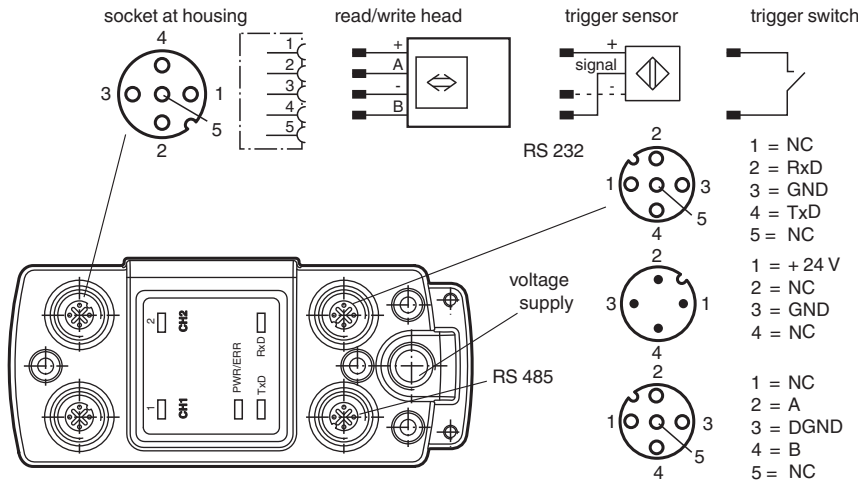
#### General specifications

## Technical Data

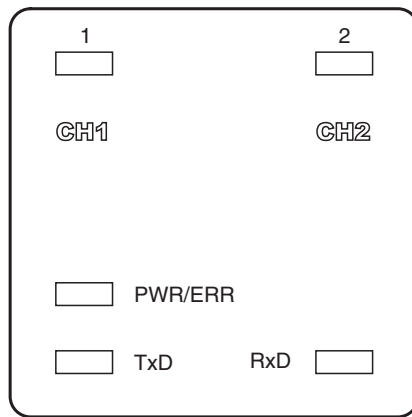
Number of read/write heads		max. 2 alternatively 1 read/write head and 1 trigger sensor
UL File Number		E87056
MTBF		80 a (Operation at +40 °C)
<b>Indicators/operating means</b>		
LEDs 1, 2		Status indicator for read/write heads
LEDs CH1, CH2		green: read head detected red: Configuration error
LED PWR/ERR		green: power on red: Hardware fault
LED TxD		green: flashes in rhythm with the transmitted data
LED RxD		green: flashes in rhythm of receiving data
<b>Electrical specifications</b>		
Rated operating voltage	$U_e$	20 ... 30 V DC , PELV
Ripple		≤ 10 % at 30 V DC
Current consumption		≤ 4 A incl. read/write heads
Power consumption	$P_0$	2 W Without read/write heads
Galvanic isolation		basic insulation acc. to DIN EN 50178, rated insulation voltage of 50 V <sub>eff</sub>
<b>Interface 1</b>		
Interface type		serial
Physical		RS-485
Protocol		ASCII
Transfer rate		1200; 2400; 4800; 9600; 19200; 38400 Bit/s
<b>Interface 2</b>		
Interface type		serial
Physical		RS 232
Protocol		ASCII
Transfer rate		1200; 2400; 4800; 9600; 19200; 38400 Bit/s
<b>Directive conformity</b>		
Electromagnetic compatibility		
Directive 2014/30/EU		EN 61000-6-2 EN 61000-6-4
RoHS		
Directive 2011/65/EU (RoHS)		IEC/EN 63000
<b>Standard conformity</b>		
Degree of protection		IEC 60529
<b>Ambient conditions</b>		
Ambient temperature		-25 ... 70 °C (-13 ... 158 °F)
Storage temperature		-40 ... 85 °C (-40 ... 185 °F)
Climatic conditions		air humidity max. 96 % Salt spray resistant to EN 60068-2-52
Shock and impact resistance		Oscillation (Sine): 5 g, 10 - 1000 Hz to EN 60068-2-6 Shock (Half-sine): 30 g, 11 ms in accordance with EN 60068-2-27
<b>Mechanical specifications</b>		
Housing length		137 mm
Housing width		62 mm
Housing height		42 mm
Degree of protection		IP67
Connection		Read/write heads: shielded, 4-pin, M12 connector Power supply: M12 connector Protective earth: M4 earthing screw RS 232: M12 plug connection RS 485: M12 connector
Material		
Housing		powder coated aluminum
Installation		screw fixing
Mass		approx. 300 g

Release date: 2023-08-07 Date of issue: 2023-08-07 Filename: 204980\_eng.pdf

Connection



Assembly



Accessories

	<b>V1S-G-0,15M-PUR-ABG-SUBD</b>	Adapter cable M12 plug straight A-coded 4-pin to Sub-D-plug straight 9-pin, PUR cable grey, shielded
	<b>V1-G-2M-PUR-ABG-V1-W</b>	Cordset M12 socket straight to M12 plug angled A-coded, 4-pin, PUR cable grey, shielded
	<b>V1-G-10M-PUR-ABG-V1-W</b>	Cordset M12 socket straight to M12 plug angled A-coded, 4-pin, PUR cable grey, shielded
	<b>ICZ-MH05-SACB-8</b>	Mounting aid for DIN rail
	<b>V1S-G-5M-PUR-ABG-SUBD9</b>	Adapter cable M12 plug straight A-coded 4-pin to Sub-D-socket straight 9-pin, PUR cable grey, shielded
	<b>V1-G-5M-PUR-ABG-V1-W</b>	Cordset M12 socket straight to M12 plug angled A-coded, 4-pin, PUR cable grey, shielded
	<b>V1-G-5M-PUR-ABG</b>	Female cordset single-ended M12 straight A-coded, 4-pin, PUR cable grey, shielded

Release date: 2023-08-07 Date of issue: 2023-08-07 Filename: 204980\_eng.pdf