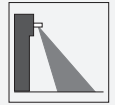


# Sensor module AIR17-S Master

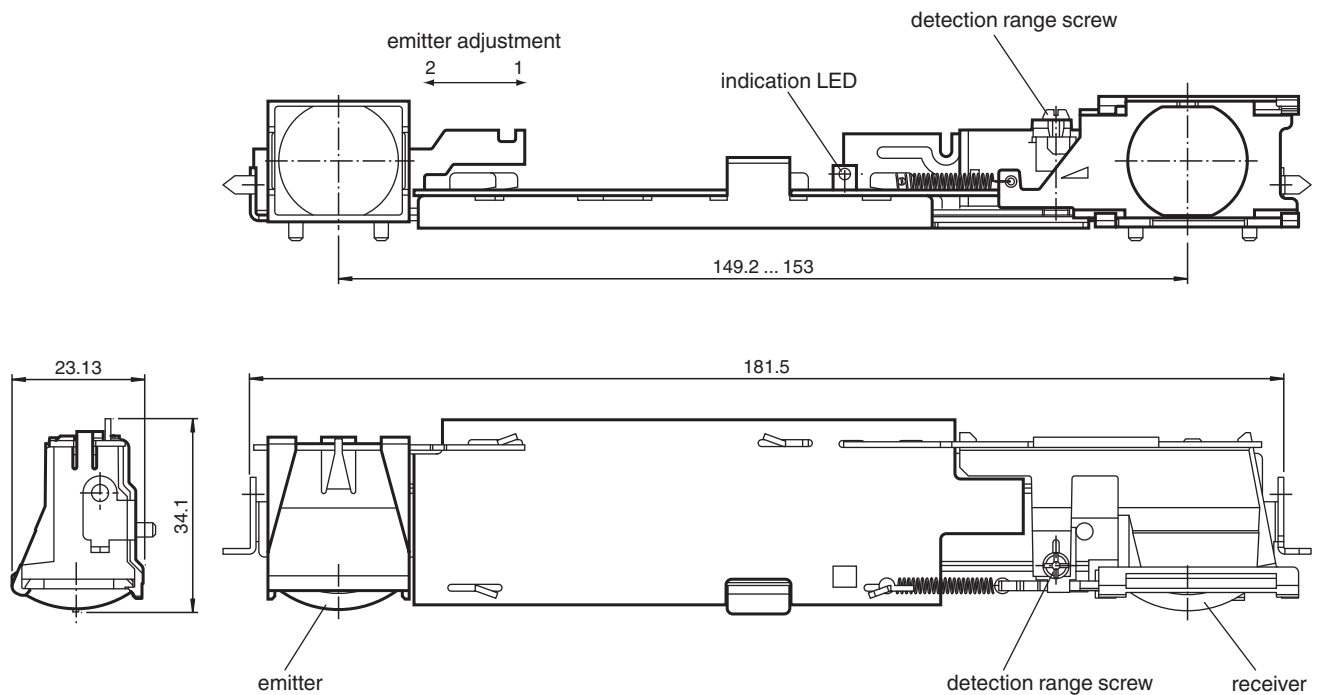


- Sensor module for configurable TopScan-S
- Master module
- Category 2, tested and certified to DIN 18650/EN 16005
- Safe function even on difficult floors
- Easy adjustment of transmitter for hinge side/ opposite hinge side

Replacement/extension sensor module



## Dimensions



## Technical Data

### General specifications

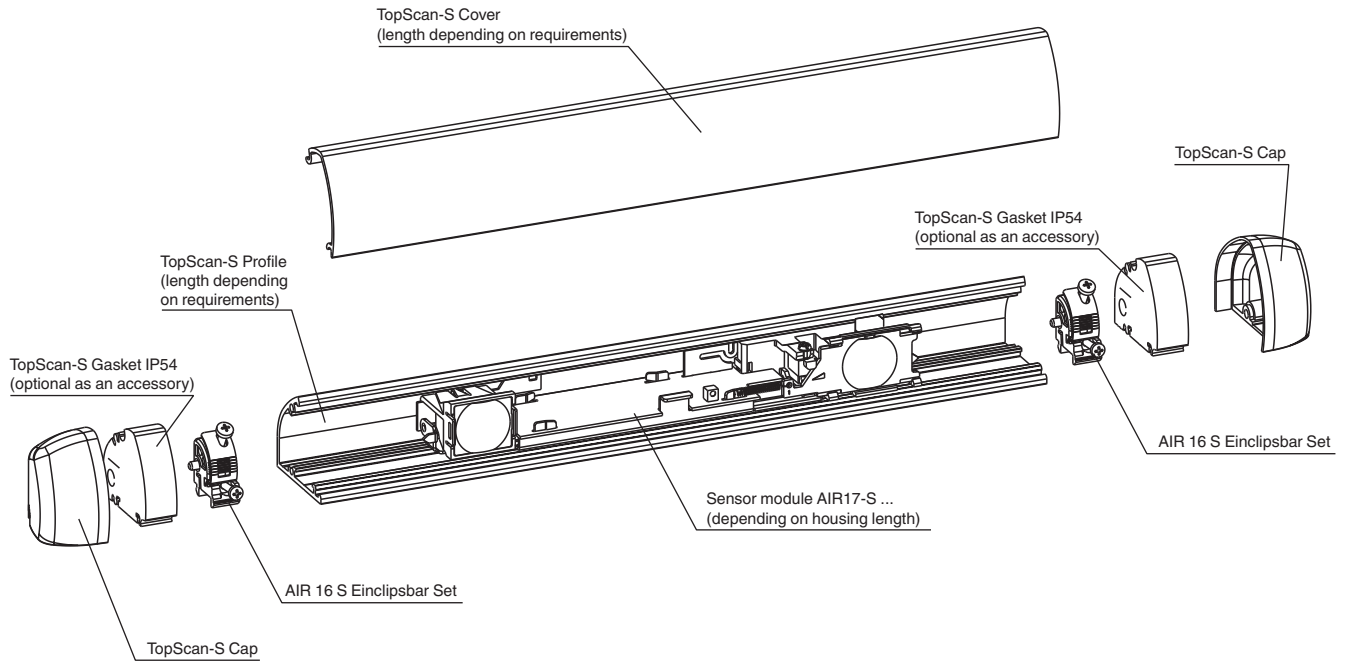
Detection range min.	0 ... 1500 mm
Detection range max.	0 ... 2500 mm

Release date: 2022-07-15 Date of issue: 2022-07-15 Filename: 208177\_eng.pdf

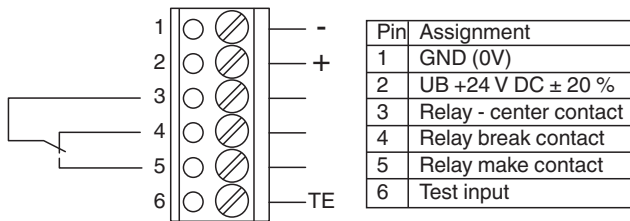
## Technical Data

Light source	IRED	
Light type	modulated infrared light	
Black-white difference (6 %/90 %)	< 2 % at 2000 mm sensor range	
Operating mode	Background evaluation	
Diameter of the light spot	1.1 cm x 8.3 cm at 2000 mm sensor range	
<b>Functional safety related parameters</b>		
MTTF <sub>d</sub>	880 a	
Mission Time (T <sub>M</sub> )	20 a	
Diagnostic Coverage (DC)	90 %	
<b>Indicators/operating means</b>		
Function indicator	LED red/green	
Control elements	Sensing range adjuster	
<b>Electrical specifications</b>		
Operating voltage	U <sub>B</sub>	24 V DC +/- 20 %
No-load supply current	I <sub>0</sub>	75 mA
<b>Input</b>		
Test input	active at U = 11 V DC at 30 V DC inactive at U = -3 V DC at 5 V DC	
<b>Output</b>		
Switching type	Relay de-energized at object inside the scanning range	
Signal output	Relay, 1 alternator	
Switching voltage	5 V ... 30 V AC/DC	
Switching current	max. 300 mA	
Response time	≤ 70 ms	
<b>Approvals and certificates</b>		
CCC approval	CCC approval / marking not required for products rated ≤36 V	
<b>Ambient conditions</b>		
Ambient temperature	-10 ... 50 °C (14 ... 122 °F)	
<b>Mechanical specifications</b>		
Mounting height	max. 2500 mm	
Note	Safety fuse ≤ 1 A (slow-blow) according to IEC 60127-2 Sheet 1 Recommendation: after a short circuit, check that the device is functioning correctly.	

**Assembly**



**Connection Assignment**



Explanation:

Relay:

Relay is inactive during detection

Relay is active in free detection field

Test input:

Test input is inactive at:

U\_low = -3 V ... +5 V DC

Test input is active at:

U\_high = +11 V ... +30 V DC

Release date: 2022-07-15 Date of issue: 2022-07-15 Filename: 208177\_eng.pdf