

# Connector box for barcode scanner

## CBX500-KIT-B19-IP65



- Connect up to 32 scanners to a network with ID-Net™
- Easy scanner connection by means of clamp terminals
- Degree of protection IP65

EtherNet/IP Connector box for barcode scanner



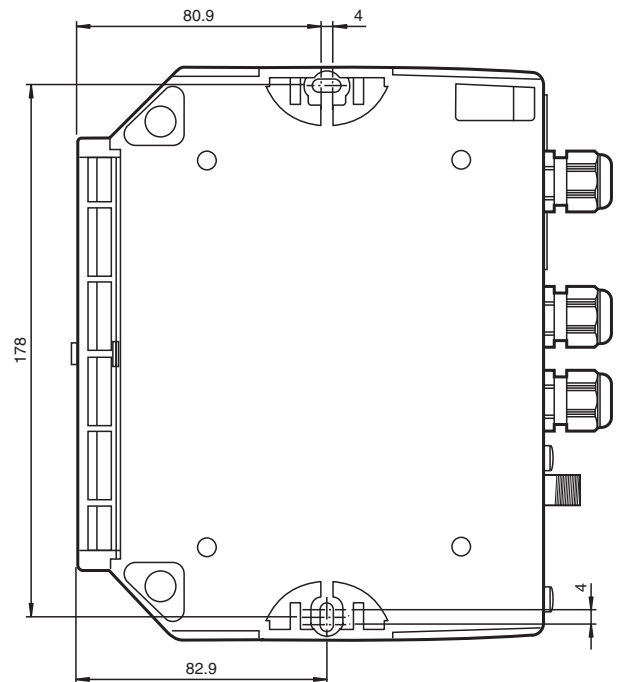
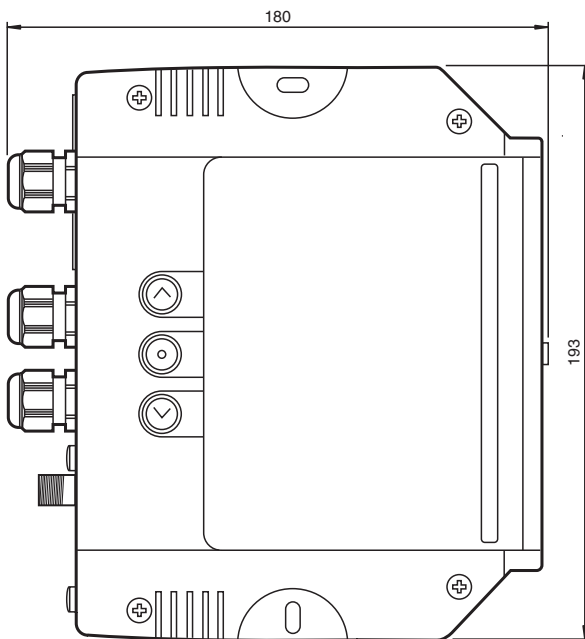
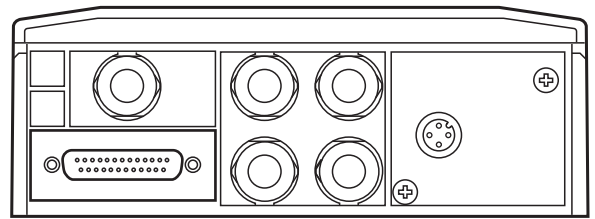
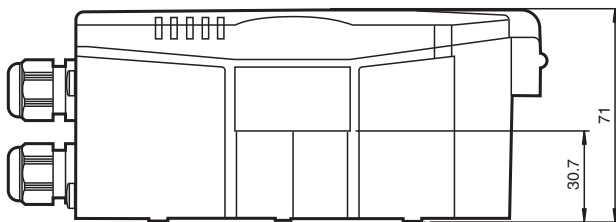
### Function

Devices from the CBX\* series enable barcode scanners to be connected quickly and easily. A wide variety of connections also allows other field devices to be connected.

By reducing installation time and the number of system failures when a device is replaced, your operating costs will be significantly lower. Standardized pinning of connections and simple attachment of cable ends using spring terminals ensures easy cable installation. The configuration of the connected scanner can be saved in backup modules and restored at a later date.

To facilitate installation of the device, the continuous mounting holes are easy to access and the top section of housing can be removed.

### Dimensions

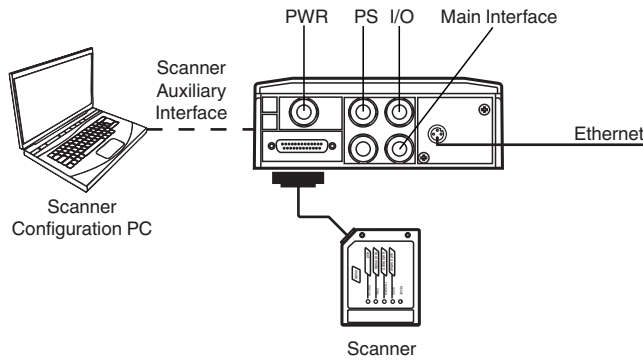


Release date: 2022-11-22 Date of issue: 2022-11-22 Filename: 219036\_eng.pdf

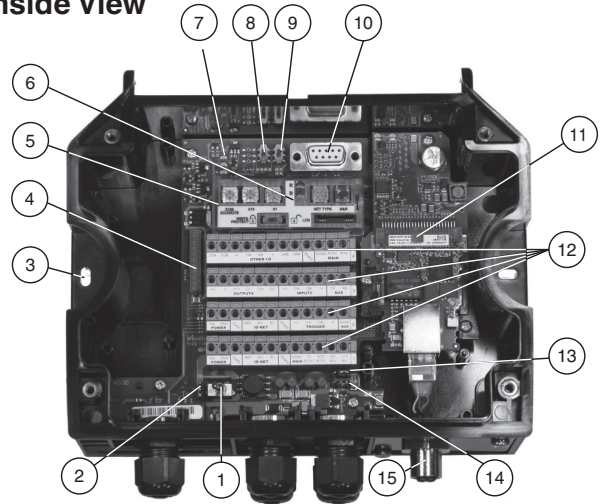
## Technical Data

<b>Indicators/operating means</b>		
Display elements		5 LEDs (POWER, TRIGGER, IN 2, OUT 1, OUT 2)
<b>Electrical specifications</b>		
Operating voltage	U <sub>B</sub>	10 ... 30 V DC PELV
Current consumption		max. 2.5 A
Power consumption	P <sub>0</sub>	max. 3 W
<b>Interface</b>		
Physical		Ethernet
Protocol		TCP/IP , EtherNet/IP
Transfer rate		100 MBit/s
<b>Compliance with standards and directives</b>		
Directive conformity		89/336 EWG
Standard conformity		
Noise immunity		EN 61000-6-2
Degree of protection		EN 60529
Shock and impact resistance		EN 60068-2-27
Vibration resistance		EN 60068-2-6
<b>Ambient conditions</b>		
Ambient temperature		0 ... 50 °C (32 ... 122 °F)
Storage temperature		-20 ... 70 °C (-4 ... 158 °F)
Relative humidity		90 % , noncondensing
Shock resistance		30G ; 11 ms ; 3 impacts on each axis
Vibration resistance		1.5 mm ; 10 ... 55 Hz ; 2 hours on each axis
<b>Mechanical specifications</b>		
Degree of protection		IP65
Connection		25-pin Sub-D socket for Barcode scanner , M16 cable gland for system connection (5x) , M12 x 1 socket ... , EtherNet/IP
<b>Material</b>		
Housing		PC (Polycarbonate)
Mass		780 g

Connection



Inside View



- ① Power switch (on/off)
- ② Adjustment of Chassis grounding via Jumper
- ③ Mounting Holes (2x)
- ④ Remote I/O Extension Module Connector
- ⑤ Backup Module Scanner parameter storage memory
- ⑥ Adjustment Bus address
- ⑦ LEDs
- ⑧ RS485 Terminator Switch
- ⑨ ID-NET Terminator Switch
- ⑩ Serial Interface (SUB-D, 9-pin)
- ⑪ Ethernet printed circuit board
- ⑫ Terminal Block
- ⑬ Adjustment of Shield to Protection Earth via Jumper
- ⑭ External Power Source (on/off)
- ⑮ Ethernet Connector

Release date: 2022-11-22 Date of issue: 2022-11-22 Filename: 219036\_eng.pdf