


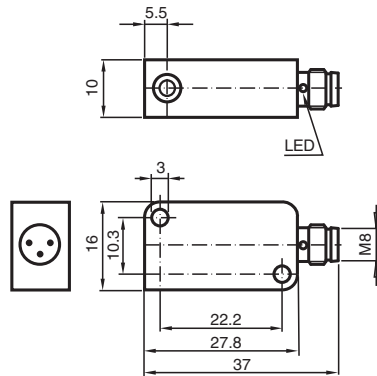
# Inductive sensor NBB3-V3-E2-V3



- 3 mm flush
- 3-wire DC



## Dimensions



## Technical Data

### General specifications

Switching function		Normally open (NO)
Output type		PNP
Rated operating distance	$s_n$	3 mm
Installation		flush
Output polarity		DC
Assured operating distance	$s_a$	0 ... 2.4 mm
Reduction factor $r_{Al}$		0.35
Reduction factor $r_{Cu}$		0.33
Reduction factor $r_{304}$		0.82
Reduction factor $r_{Brass}$		0.5
Output type		3-wire

### Nominal ratings

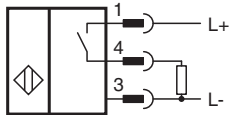
Operating voltage	$U_B$	10 ... 30 V DC
Switching frequency	$f$	0 ... 1000 Hz
Reverse polarity protection		reverse polarity protected
Short-circuit protection		pulsing
Voltage drop	$U_d$	$\leq 3$ V
Operating current	$I_L$	0 ... 100 mA
Off-state current	$I_r$	0 ... 0.5 mA typ. 0.1 $\mu$ A at 25 °C

Release date: 2024-05-28 Date of issue: 2024-06-06 Filename: 225243\_eng.pdf

## Technical Data

No-load supply current	$I_0$	$\leq 15 \text{ mA}$
Switching state indicator		LED, yellow
<b>Functional safety related parameters</b>		
MTTF <sub>d</sub>		1440 a
Mission Time (T <sub>M</sub> )		20 a
Diagnostic Coverage (DC)		0 %
<b>Compliance with standards and directives</b>		
Standard conformity		
Standards		EN IEC 60947-5-2
<b>Approvals and certificates</b>		
CCC approval		CCC approval / marking not required for products rated $\leq 36 \text{ V}$
<b>Ambient conditions</b>		
Ambient temperature		-25 ... 70 °C (-13 ... 158 °F)
<b>Mechanical specifications</b>		
Connection type		Connector plug M8 x 1 , 3-pin
Housing material		PBT
Sensing face		PBT
Degree of protection		IP67
Tightening torque, fastening screws		$\leq 0.4 \text{ Nm}$
Dimensions		
Height		10.2 mm
Width		27.8 mm
Length		16 mm

## Connection



## Connection Assignment



Wire colors in accordance with EN 60947-5-2

1	BN	(brown)
3	BU	(blue)
4	BK	(black)