

Inductive sensor

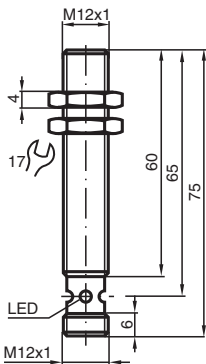
NCB2-12GM60-B3-V1



- Comfort series
- NO/NC selectable



Dimensions



Technical Data

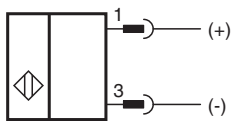
General specifications		
Switching function		Normally open/closed (NO/NC) programmable
Output type		AS-Interface
Rated operating distance	s_n	2 mm
Installation		flush
Assured operating distance	s_a	0 ... 1.62 mm
Actual operating distance	s_r	1.8 ... 2.2 mm typ.
Reduction factor r_{Al}		0.23
Reduction factor r_{Cu}		0.21
Reduction factor r_{304}		0.7
Node type		Standard node
AS-Interface specification		V2.1
Required gateway specification		\geq V2.1
Output type		2-wire
Nominal ratings		
Operating voltage	U_B	26.5 ... 31.9 V via AS-i bus system
Switching frequency	f	0 ... 500 Hz

Release date: 2024-12-10 Date of issue: 2024-12-10 Filename: 226332_eng.pdf

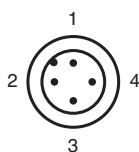
Technical Data

Hysteresis	H	1 ... 10 % typ. 5 %
Reverse polarity protection		reverse polarity protected
No-load supply current	I_0	≤ 25 mA
Time delay before availability	t_v	≤ 1000 ms
Switching state indicator		dual-LED, yellow
Error indicator		dual-LED, red
Functional safety related parameters		
MTTF _d		2140 a
Mission Time (T _M)		20 a
Diagnostic Coverage (DC)		0 %
Compliance with standards and directives		
Standard conformity		
Standards		EN IEC 60947-5-2
Approvals and certificates		
UL approval		cULus Listed, General Purpose
CCC approval		CCC approval / marking not required for products rated ≤36 V
Ambient conditions		
Ambient temperature		-25 ... 70 °C (-13 ... 158 °F)
Storage temperature		-40 ... 85 °C (-40 ... 185 °F)
Mechanical specifications		
Connection type		Connector plug
Housing material		Stainless steel 1.4305 / AISI 303
Sensing face		PBT
Degree of protection		IP67
Connector		
Threading		M12 x 1
Number of pins		4
Dimensions		
Length		60 mm
Diameter		12 mm

Connection



Connection Assignment



Additional Information

Programming Instructions

Adress 00 preset, alterable
 via Busmaster
 or programming units
IO-Code 1
ID-Code 1

Data bit

Bit	Function
D0	Switching state
D1	not used
D2	not used
D3	not used

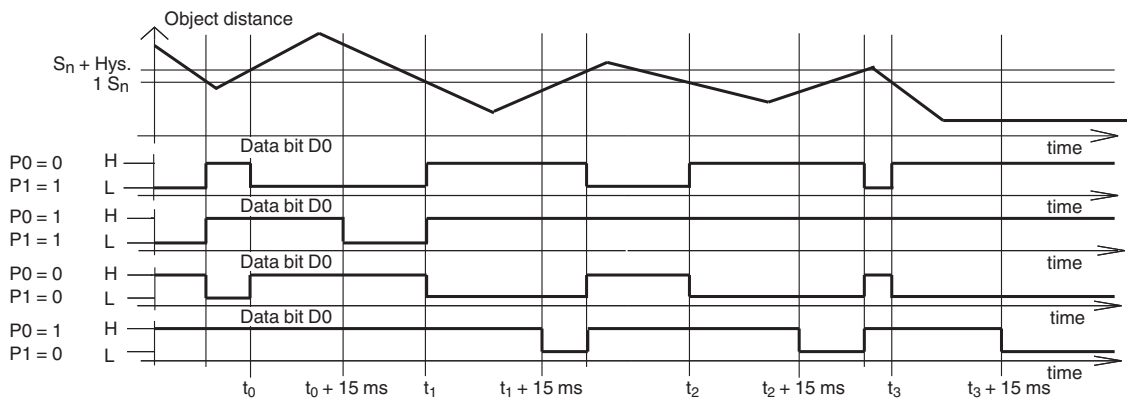
Parameter bit

Bit	Function
P0	ON / Off delay activated* / deactivated
P1	Switching element function NO* / NC
P2	not used
P3	not used

*Standard setting

Characteristic Curve

On/off delay:



The on/off delay is preset and switched on (P0=1). On delay approx. 15 ms, when P0=1 and NO function (P1=1). Off delay approx. 15 ms, when P0=1 and NC function (P1=0).

Release date: 2024-12-10 Date of issue: 2024-12-10 Filename: 226332_eng.pdf