


Inductive sensor

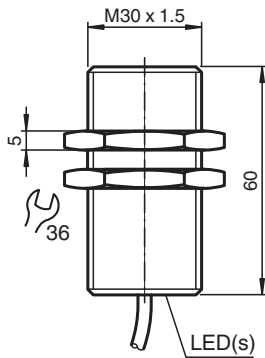
NEB22-30GM60-E2



- 22 mm quasi flush
- Increased operating distance



Dimensions



Technical Data

General specifications

Switching function		Normally open (NO)
Output type		PNP
Rated operating distance	s_n	22 mm
Installation		quasi flush
Output polarity		DC
Assured operating distance	s_a	0 ... 17.8 mm
Reduction factor r_{Al}		0.25
Reduction factor r_{Cu}		0.22
Reduction factor r_{304}		0.65
Output type		3-wire

Nominal ratings

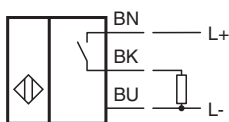
Installation conditions		
A		6 mm
B		37 mm
C		66 mm
F		80 mm

Release date: 2025-04-09 Date of issue: 2025-04-09 Filename: 231570_eng.pdf

Technical Data

Operating voltage	U_B	10 ... 30 V
Switching frequency	f	0 ... 150 Hz
Hysteresis	H	≤ 10 %
Reverse polarity protection		reverse polarity protected
Short-circuit protection		pulsing
Voltage drop	U_d	≤ 5 V
Operating current	I_L	0 ... 200 mA
Off-state current	I_r	≤ 0.1 mA
No-load supply current	I_0	≤ 10 mA
Switching state indicator		LED, yellow
Functional safety related parameters		
MTTF _d		213 a
Mission Time (T _M)		20 a
Diagnostic Coverage (DC)		0 %
Compliance with standards and directives		
Standard conformity		
Standards		EN IEC 60947-5-2
Approvals and certificates		
CCC approval		CCC approval / marking not required for products rated ≤36 V
Ambient conditions		
Ambient temperature		-25 ... 70 °C (-13 ... 158 °F)
Mechanical specifications		
Connection type		cable
Housing material		chromium plated brass
Sensing face		PBT
Degree of protection		IP67
Cable		
Material		PVC
Color		grey
Number of cores		3
Core cross section		0.34 mm ²
Length	L	2 m
Dimensions		
Length		60 mm
Diameter		30 mm

Connection



Installation Conditions

