

# Connector box for barcode scanner

## CBX500-KIT-B6



- Connect up to 32 scanners to a network with ID-Net™
- PROFIBUS interface
- Easy scanner connection by means of clamp terminals

PROFIBUS Connector box for barcode scanner



### Function

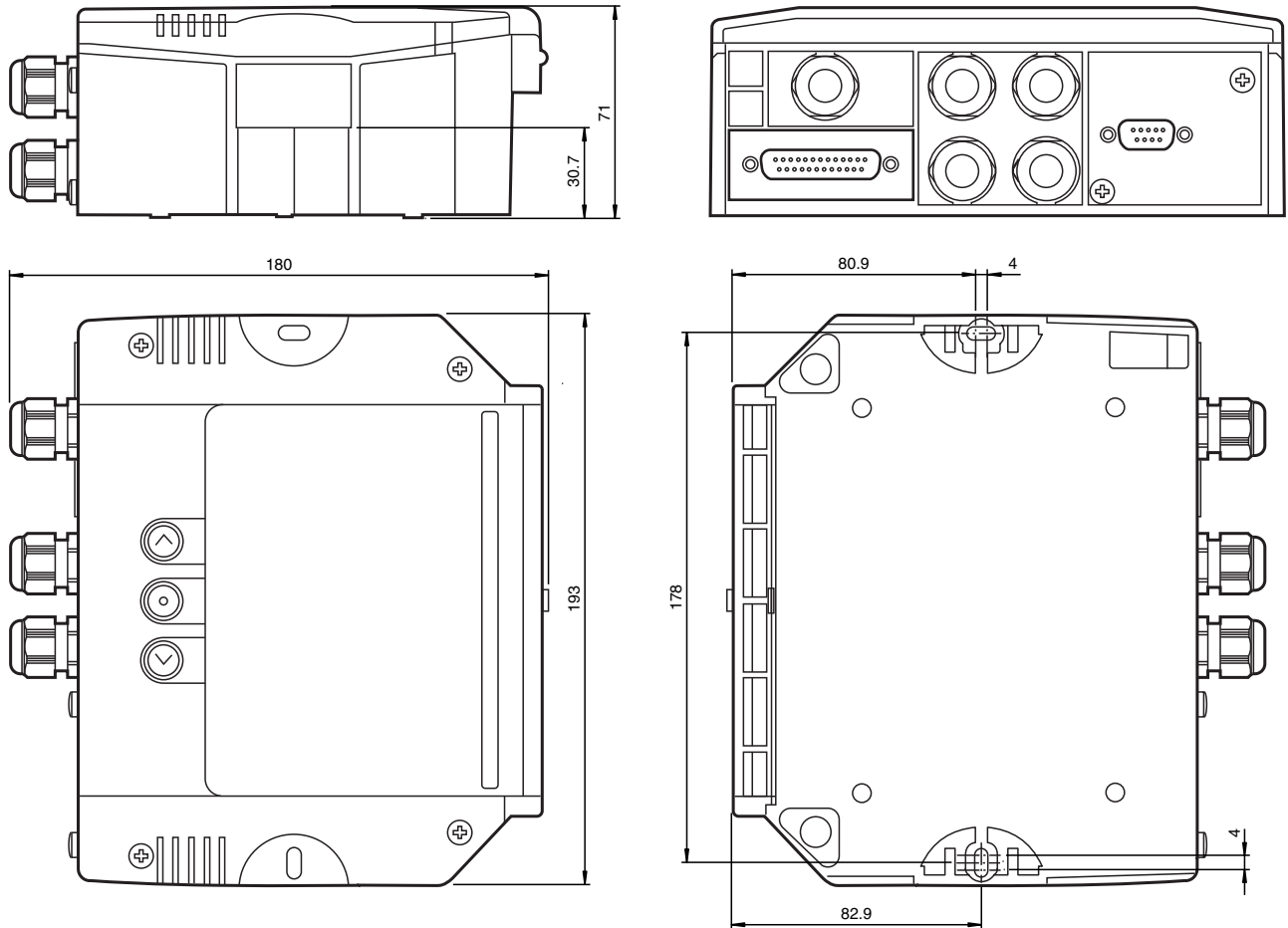
Devices from the CBX\* series enable RS232- and RS485-compatible devices to be connected quickly and easily. A wide variety of connections also allows other field devices to be connected.

By reducing installation time and the number of system failures when a device is replaced, your operating costs will be significantly lower. Standardized pinning of connections and simple attachment of cable ends using spring terminals ensures easy cable installation. The configuration of the connected scanner can be saved in backup modules and restored at a later date.

To facilitate installation of the device, the continuous mounting holes are easy to access and the top section of housing can be removed.

Note: Avoid mechanical stress, such as screwing the housing cover together, in deep-freeze areas.

## Dimensions



## Technical Data

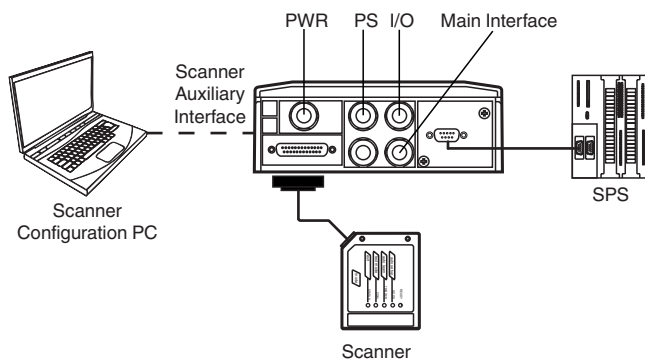
<b>Indicators/operating means</b>	
Display elements	5 LEDs (POWER, TRIGGER, IN 2, OUT 1, OUT 2)
<b>Electrical specifications</b>	
Operating voltage	$U_B$ 10 ... 30 V DC PELV
Current consumption	max. 2.5 A
Power consumption	$P_0$ max. 3 W
<b>Interface</b>	
Physical	RS-485
Protocol	PROFIBUS DP V0 and V1
Transfer rate	9.6; 19.2; 93.75; 187.5; 500; 1500 kBit/s 3; 6; 12 Mbit/s self-synchronizing
<b>Compliance with standards and directives</b>	
Directive conformity	89/336 EWG
Standard conformity	
Product standard	EN 60947-5-2:2007 IEC 60947-5-2:2007
Noise immunity	EN 61000-6-2
Degree of protection	EN 60529
Shock and impact resistance	EN 60068-2-27
Vibration resistance	EN 60068-2-6
<b>Ambient conditions</b>	
Ambient temperature	-35 ... 50 °C (-31 ... 122 °F) Mount, connect, and configure only between 0° ... 50°
Storage temperature	-20 ... 70 °C (-4 ... 158 °F)

Release date: 2022-11-22 Date of issue: 2022-11-22 Filename: 232124\_eng.pdf

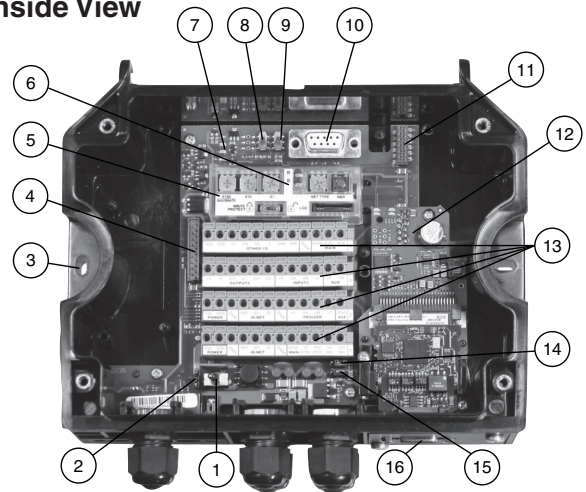
**Technical Data**

Relative humidity	90 % , noncondensing
Shock resistance	30G ; 11 ms ; 3 impacts on each axis
Vibration resistance	1.5 mm ; 10 ... 55 Hz ; 2 hours on each axis
<b>Mechanical specifications</b>	
Degree of protection	IP40
Connection	25-pin Sub-D socket for Barcode scanner , M16 cable gland for system connection (5x) , 9-pin Sub-D socket for PROFIBUS interface
<b>Material</b>	
Housing	PC (Polycarbonate)
Mass	780 g

**Connection**



**Inside View**



- |  |  |
|--|--|
| 1 Power switch (on/off)                          | 9 ID-NET Terminator Switch                             |
| 2 Adjustment of Chassis grounding via Jumper     | 10 Serial Interface (SUB-D, 9-pin)                     |
| 3 Mounting Holes (2x)                            | 11 IP65 Fieldbus Module Connector                      |
| 4 Remote I/O Extension Module Connector          | 12 Profibus printed circuit board                      |
| 5 Backup Module Scanner parameter storage memory | 13 Terminal Block                                      |
| 6 Adjustment Bus address                         | 14 Adjustment of Shield to Protection Earth via Jumper |
| 7 LEDs   | 15 External Power Source (on/off)                      |
| 8 RS485 Terminator Switch                        | 16 Profibus Connector                                  |

Release date: 2022-11-22 Date of issue: 2022-11-22 Filename: 232124\_eng.pdf