



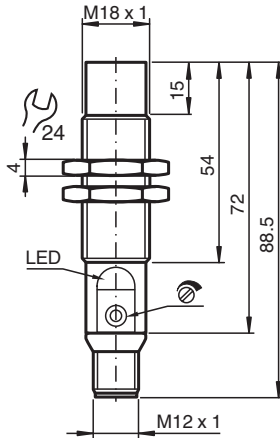
Capacitive sensor

CBN15-18GS75-E2-V1

- 15 mm non-flush
- The switching distance can be set over a wide range with the potentiometer



Dimensions



Technical Data

General specifications

| | | |
|--------------------------|-------|--------------------|
| Switching function | | Normally open (NO) |
| Output type | | PNP |
| Rated operating distance | s_n | 2 ... 15 mm |
| Installation | | non-flush |
| Output polarity | | DC |
| Output type | | 3-wire |

Nominal ratings

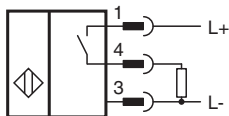
| | | |
|-----------------------------|-------|----------------------------|
| Installation conditions | | |
| A | | 30 mm |
| B | | 18 mm |
| C | | 30 mm |
| F | | 36 mm |
| Operating voltage | U_B | 10 ... 30 V |
| Switching frequency | f | 0 ... 100 Hz |
| Reverse polarity protection | | reverse polarity protected |
| Short-circuit protection | | pulsing |
| Voltage drop | U_d | ≤ 1.5 V |

Release date: 2025-03-12 Date of issue: 2025-03-12 Filename: 237042_eng.pdf

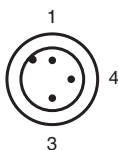
Technical Data

| | | |
|---|-------|--|
| Temperature drift | | max. 20 % at -5 ... 55 °C (23 ... 131 °F) |
| Operating current | I_L | 0 ... 100 mA |
| No-load supply current | I_0 | ≤ 15 mA |
| Time delay before availability | t_v | max. 300 ms |
| Functional safety related parameters | | |
| MTTF _d | | 226 a |
| Mission Time (T _M) | | 20 a |
| Diagnostic Coverage (DC) | | 0 % |
| Indicators/operating means | | |
| LED green | | Operating display |
| LED yellow | | indication switching state |
| Potentiometer | | sensitivity adjustment |
| Compliance with standards and directives | | |
| Standard conformity | | |
| Standards | | EN IEC 60947-5-2 |
| Approvals and certificates | | |
| UL approval | | cULus Listed, General Purpose |
| CCC approval | | CCC approval / marking not required for products rated ≤36 V |
| Ambient conditions | | |
| Ambient temperature | | -25 ... 85 °C (-13 ... 185 °F) |
| Mechanical specifications | | |
| Connection type | | Connector plug |
| Housing material | | Stainless steel 1.4305 / AISI 303 |
| Sensing face | | PBT |
| Degree of protection | | IP67 |
| Connector | | |
| Threading | | M12 x 1 |
| Number of pins | | 3 |
| Dimensions | | |
| Length | | 88 mm |
| Diameter | | 18 mm |

Connection



Connection Assignment



Connection Assignment

Wire colors in accordance with EN 60947-5-2

| | | | |
|---|--|----|---------|
| 1 | | BN | (brown) |
| 3 | | BU | (blue) |
| 4 | | BK | (black) |

Installation Conditions

