


# Inductive sensor

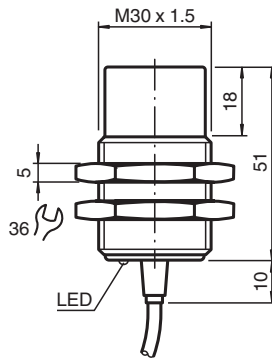
## NBN25-30GM50-E2-M



- 25 mm non-flush
- Extended temperature range  
-40 ... +85 °C
- E1-Type approval
- Increased noise immunity 100 V/m
- With increased sealing, protection class  
IP68 / IP69K
- Highly shock and vibration resistant



### Dimensions



### Technical Data

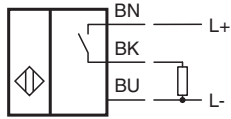
General specifications		
Switching function		Normally open (NO)
Output type		PNP
Rated operating distance	$s_n$	25 mm
Installation		non-flush
Output polarity		DC
Assured operating distance	$s_a$	0 ... 20.25 mm
Reduction factor $r_{Al}$		0.5
Reduction factor $r_{Cu}$		0.45
Reduction factor $r_{304}$		0.7
Reduction factor $r_{Brass}$		0.5
Output type		3-wire
Nominal ratings		
Installation conditions		
A		28 mm
B		40 mm
C		75 mm
F		120 mm
Operating voltage	$U_B$	5 ... 60 V
Switching frequency	f	0 ... 200 Hz

Release date: 2025-06-05 Date of issue: 2025-06-05 Filename: 240190\_eng.pdf

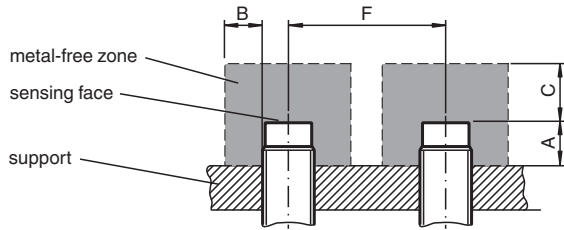
## Technical Data

Hysteresis	H	typ. 5%
Reverse polarity protection		reverse polarity protected
Short-circuit protection		pulsing
Inductive overvoltage protection		yes
Surge suppression		yes
Voltage drop	$U_d$	$\leq 2$ V
Rated insulation voltage	$U_{BIS}$	60 V
Operating current	$I_L$	0 ... 200 mA
Off-state current	$I_r$	0 ... 0.5 mA typ. 6 $\mu$ A at 25 °C
No-load supply current	$I_0$	$\leq 7$ mA
Time delay before availability	$t_v$	$\leq 220$ ms
Switching state indicator		LED, yellow
<b>Functional safety related parameters</b>		
MTTF <sub>d</sub>		830.5 a
Mission Time (T <sub>M</sub> )		20 a
Diagnostic Coverage (DC)		0 %
<b>Compliance with standards and directives</b>		
Standard conformity		
Standards		EN IEC 60947-5-2
<b>Approvals and certificates</b>		
UL approval		cULus Listed, General Purpose, Class 2 Power Source
CSA approval		cCSAus Listed, General Purpose, Class 2 Power Source
CCC approval		Certified by China Compulsory Certification (CCC)
E1 Type approval		10R-04
<b>Ambient conditions</b>		
Ambient temperature		-40 ... 85 °C (-40 ... 185 °F)
Storage temperature		-40 ... 85 °C (-40 ... 185 °F)
<b>Mechanical specifications</b>		
Connection type		cable
Housing material		brass, nickel-plated
Sensing face		PBT
Degree of protection		IP68 / IP69K
Cable		
Wire end ferrules		yes
Cable diameter		6 mm $\pm$ 0.2 mm
Bending radius		> 6 x cable diameter
Material		PUR
Color		black
Number of cores		3
Core cross section		0.75 mm <sup>2</sup>
Length	L	2 m
Mass		190 g
Dimensions		
Length		61 mm
Diameter		30 mm

**Connection Assignment**



**Installation Conditions**



**Technical Features**

Interference immunity in accordance with  
 DIN ISO 11452-2: 100 V/m  
 Frequency band 20 MHz up to 2 GHz

Mains-borne interference in accordance with ISO 7637-2: Pulse

	1	2a	2b	3a	3b	4	5
Severity level	III	III	III	III	III	III	III
Failure criterion	C	A	C	A	A	A	B

EN 61000-4-2:	CD: 8 kV / AD: 15 kV
Severity level	IV IV
EN 61000-4-3:	30 V/m (80...2500 MHz)
Severity level	IV
EN 61000-4-4:	2 kV
Severity level	III
EN 61000-4-6:	10 V (0.01...80 MHz)
Severity level	III
EN 55011:	Class A

Release date: 2025-06-05 Date of issue: 2025-06-05 Filename: 240190\_eng.pdf