



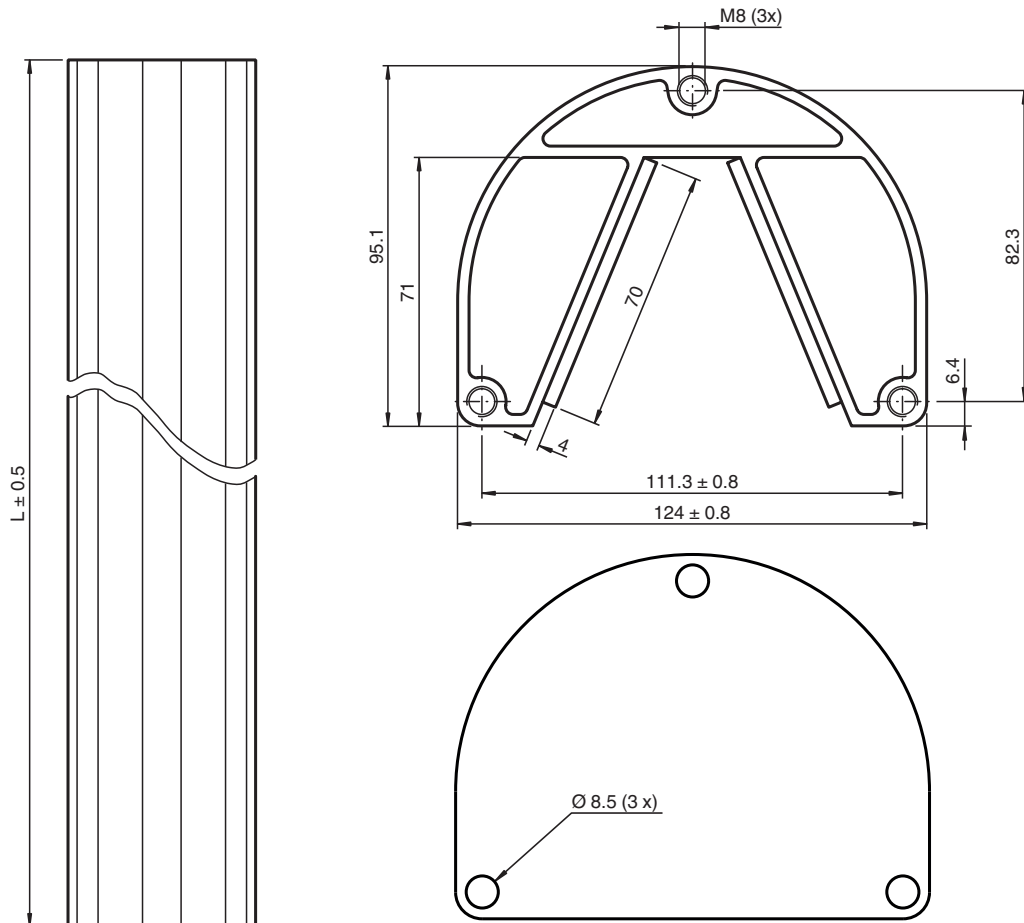
## Accessories Safety SLCT-M-01-2100



- Rotation-invariant deflection of a light beam by 90° in the plane of incidence, making it highly vibration-resistant
- Translation-free deflection with no lateral beam shift with OMH-SLCT-200 floor mount
- Silver-coated mirror glass
- Mirror glass with low light absorption
- Up to Ø 48 mm pencil of rays in the plane of incidence

Inclined mirror for stable 90° deflection with cover plate

### Dimensions




### Technical Data

#### General specifications

Setting angle	± 5 ° with product OMH-SLCT-200
Tilting angle	± 2.5 ° with product OMH-SLCT-200

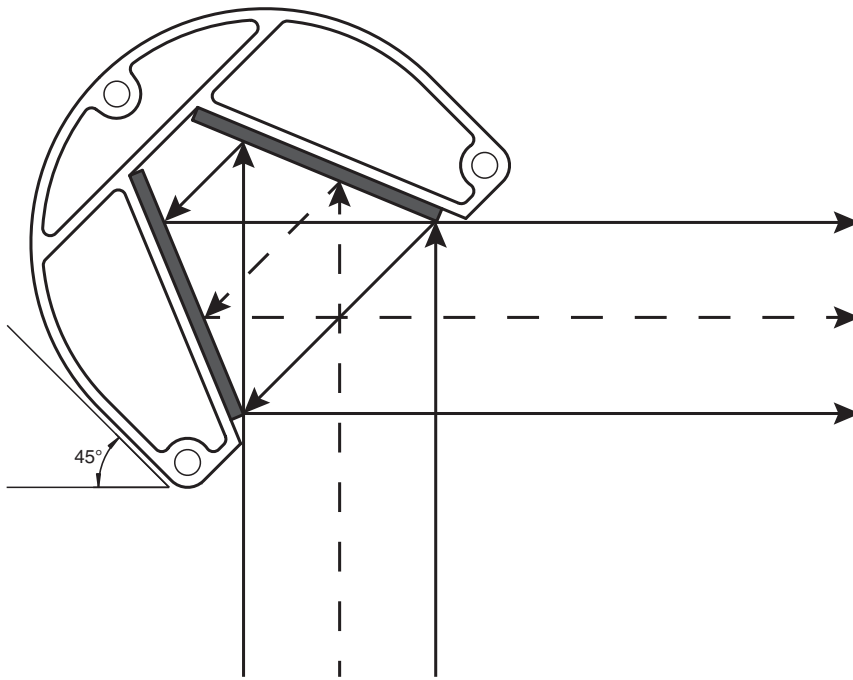
## Technical Data

<b>Ambient conditions</b>	
Ambient temperature	-40 ... 80 °C (-40 ... 176 °F)
Storage temperature	-40 ... 80 °C (-40 ... 176 °F)
Relative humidity	80 % , noncondensing
<b>Mechanical specifications</b>	
Housing length L	2080 mm
Material	
Housing	anodized aluminum ; glass
Mass	approx. 12.7 kg
<b>General information</b>	
Scope of delivery	Inclined mirror, cover plate The three fillister head screws for the cover plate are supplied with the floor mount
<b>Suitable series</b>	
Safety Series	SLCT / SLCS















Release date: 2020-09-02 Date of issue: 2020-10-06 Filename: 251604\_eng.pdf

**Characteristic Curve**






**Matching system components**


	<b>SB4-OR-4XP-B-4159</b>	Safety control unit
	<b>SB4-OR-4XP</b>	Safety control unit
	<b>SB4-OR-4XP-B</b>	SB4 series safety control unit with 1 optional module slot for functional enhancement
	<b>SB4-OR-4XP-B-B</b>	SB4 series safety control unit with optional module slots for functional enhancement
	<b>SB4-OR-4XP-B-B-B</b>	SB4 series safety control unit with optional module slots for functional enhancement
	<b>SB4-OR-4XP-B-B-B-B</b>	SB4 series safety control unit with optional module slots for functional enhancement
	<b>SB4-OR-4XP-B-B-B-B-B</b>	SB4 series safety control unit with optional module slots for functional enhancement
	<b>SB4-OR-4XP-B-4158</b>	Safety control unit
	<b>SB4-OR-4XP-3819</b>	Safety control unit
	<b>SB4-OR-4XP-4M</b>	Safety control unit
	<b>SB4-OR-4XP-4MD</b>	Safety control unit
	<b>SB4-OR-4XP-4M-4136</b>	Safety control unit of series SB4

Release date: 2020-09-02 Date of issue: 2020-10-06 Filename: 251604\_eng.pdf

## Matching system components

	<b>SB4-OR-4XP-4X</b>	Safety control unit
	<b>SB4-OR-4XP-4X-3819</b>	Safety control unit
	<b>SB4-OR-4XP-4136</b>	Safety control unit of series SB4

## Accessories

	<b>OMH-SLCT-200</b>	Floor mount
---	---------------------	-------------

**Application**

The inclined mirror is arranged so that light beams from the emitter can be deflected to the receiver. To deflect the protection field through 90°, the inclined mirror is positioned at an angle of 45°.

When aligning the layout, ensure that all components are arranged vertically and at the same height. To roughly align the inclined mirror, turn it so that you can see the receiver reflected in the mirror when looking at it with the emitter behind you.

**Accessories**

Other suitable accessories can be found at [www.pepperl-fuchs.com](http://www.pepperl-fuchs.com)