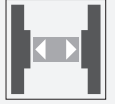


## Optical data coupler

### LS682-DA-EN/F1



- Independent of Ethernet protocol
- TCP/IP, PROFINET, PROFIsafe, EtherCAT, FSoE, EtherNet/IP™, Ethernet POWERLINK etc.
- Plug connection for fast mounting
- No parameterization
- Line indicator for signal strength

Optical data coupler for fast Ethernet, 150 m detection range, infrared light, 100 Mbit/s data rate, M12 plug



ETHERNET



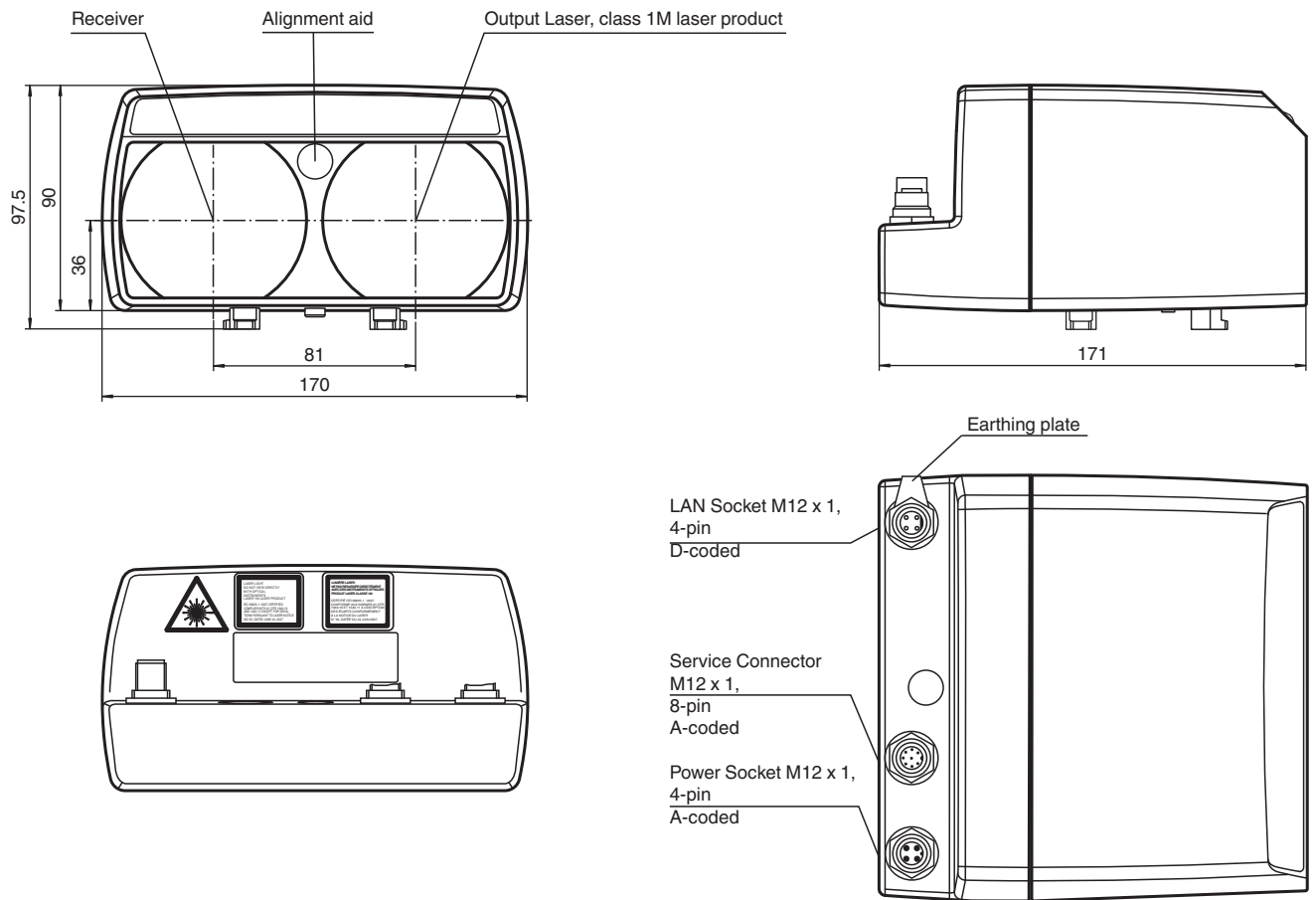
EtherNet/IP™



#### Function

The optical data coupler serves as a connection of Ethernet modules to remote modules. These can move along an axis toward each other. The devices are optimized for conditions in high bay warehouses bays. The physical transfer takes place protocol-free with 100 MBit/s full duplex. The data rate remains constant irrespective of distance. Telegrams are not saved, which enables immediate transfer.

**Dimensions**



**Technical Data**

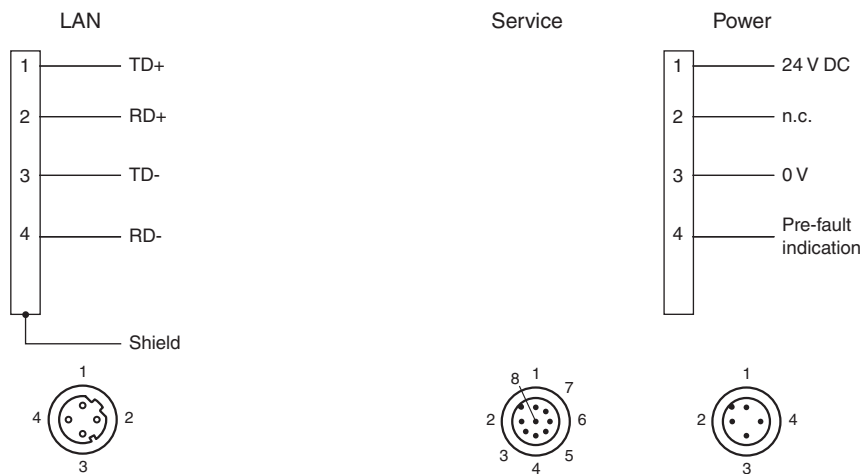
General specifications	
Effective detection range	0 ... 150 m
Threshold detection range	180 m
Light source	laser diode
Light type	modulated infrared light
Laser nominal ratings	
Note	INVISIBLE LASER RADIATION , DO NOT VIEW DIRECTLY WITH OPTICAL INSTRUMENTS
Laser class	1M
Wave length	785 nm
Beam divergence	15 mrad
Pulse length	8 ns
Repetition rate	62.5 MHz
Maximum optical power output	60 mW
Diameter of the light spot	1.5 m at a distance of 100 m
Opening angle	1 °
Ambient light limit	> 10000 Lux
Functional safety related parameters	
MTTF <sub>d</sub>	58.6 a
Mission Time (T <sub>M</sub> )	10 a
Diagnostic Coverage (DC)	0 %
Indicators/operating means	

Release date: 2023-03-28 Date of issue: 2023-03-28 Filename: 265350\_eng.pdf

**Technical Data**

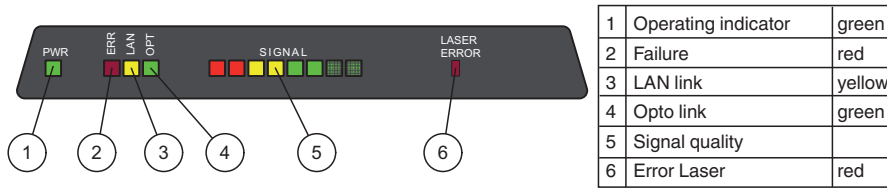
Data flow indicator		LED green: OPTO-Link LED yellow: LAN-Link LED red: ERROR
Function indicator		Signal strength (8 LED: Red, yellow, green)
<b>Electrical specifications</b>		
Operating voltage	U <sub>B</sub>	18 ... 30 V DC
No-load supply current	I <sub>0</sub>	200 mA
<b>Interface</b>		
Interface type		Ethernet; 100 BASE-TX
Physical		M12, D-coded
Protocol		PROFINET EtherNet/IP EtherCAT Ethernet <i>POWERLINK</i> PROFIsafe
Transfer rate		100 MBit/s (Fast Ethernet)
<b>Output</b>		
Stability alarm output		1 PNP, inactive when falling short of the stability control , short-circuit protected, max. 200 mA
<b>Conformity</b>		
Laser safety		EN 60825-1:2007
<b>Approvals and certificates</b>		
UL approval		cULus Listed
FDA approval		IEC 60825-1:2007 Complies with 21 CFR 1040.10 and 1040.11 except for deviations pursuant to Laser Notice No. 50, dated June 24, 2007
<b>Ambient conditions</b>		
Ambient temperature		-10 ... 50 °C (14 ... 122 °F)
Storage temperature		-20 ... 70 °C (-4 ... 158 °F)
<b>Mechanical specifications</b>		
Degree of protection		IP65
Material		
Housing		ABS / PC
Optical face		plastic
Mass		700 g

**Connection Assignment**

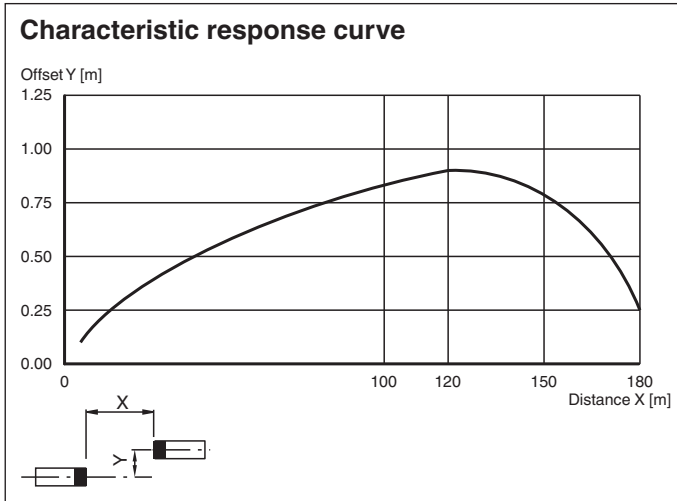


Release date: 2023-03-28 Date of issue: 2023-03-28 Filename: 265350\_eng.pdf

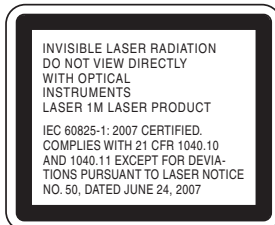
## Assembly



## Characteristic Curve



## Safety Information



## Safety Information

### Laser Class 1M Information




- The irradiation can lead to irritation especially in a dark environment. Do not point at people!
- Caution: laser light, do not observe laser light with optical instruments such as magnifying glasses, microscopes, telescopes or binoculars.
- Maintenance and repairs should only be carried out by authorized service personnel!
- Attach the device so that the warning is clearly visible and readable.
- Caution – Use of controls or adjustments or performance of procedures other than those specified herein may result in hazardous radiation exposure.

## Accessories

	OMH-LS610-01	Mounting bracket for optical data coupler
--	--------------	---

Release date: 2023-03-28 Date of issue: 2023-03-28 Filename: 265350\_eng.pdf

**Accessories**

	<b>OMH-LS610-01</b>	Mounting bracket for optical data coupler
	<b>OMH-LS610-02</b>	Direct mounting set consisting of 4 x M4 threaded inserts
	<b>OMH-LS610-03</b>	Mounting bracket with deviation mirror for optical data coupler

**Additional Information**

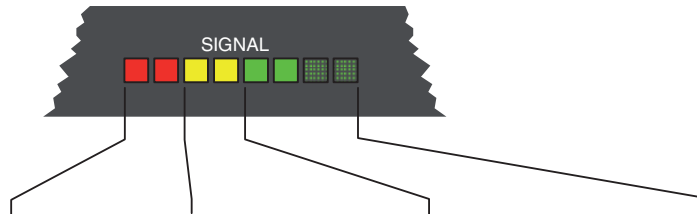
**Product Description**

The LS682-DA-EN is a device for serial data transfer in Ethernet systems. One F1 and one F2 device is needed for each data transfer link.

Data is transferred in both directions simultaneously by means of modulated light.

**Function Displays/Excess Gain**

A red alignment LED, which can be seen from a long way off, is located on the front of the device to serve as an alignment aid. As soon as a receiver detects the emitted light of the device opposite it, the flashing frequency of the alignment aid decreases. If the light goes out, this indicates that the devices are aligned with sufficient excess gain. For fine adjustment, the optical data coupler features a bar graph display (signal display) for optimum alignment.



Signal display	Red area	Yellow area (at least one LED)	Green area (at least one LED)
Status	Weak signal	Sufficient excess gain	Signal with excess gain weak signal output active
Transmission	Blocked	Released	Transmission with excess gain

**Mounting**

The device is mounted using appropriate accessories, e.g., OMH-LS610-01 for wall mounting.

The x-y adjuster is delivered preassembled. It is fixed in the required beam direction ( $\pm 90^\circ$  rotation possible) on the mounting bracket.

Release date: 2023-03-28 Date of issue: 2023-03-28 Filename: 265350\_eng.pdf