



## Safety light curtain

### SLCS60/35



- Resolution 60 mm
- Protection field height up to 2400 mm
- Self-monitoring (type 4 according to IEC/EN 61496-1)
- SIL3 (IEC 61508)
- Sensing range up to 20 m
- Degree of protection IP67
- Temperature range -35 ... 60°C (-31 ... 140 °F)
- Slim design, mounting on three sides

### Safety light curtain



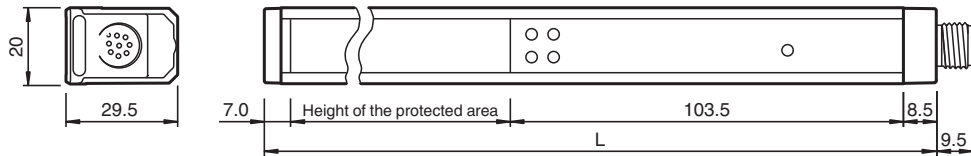
### Function

The safety light curtain consists of a transmitter and a receiver unit. The protected area is formed by infrared light beams transmitted from the transmitter unit to the receiver unit. The spacing between the individual light beams determines the minimum obstruction size (60 mm) that can be reliably detected within the entire protected area range.

### Application

- Active opto-electronic protective device (AOPD) for protection of people in danger zones and high risk areas
- Hand protection from 30 mm resolution
- Finger protection from 14 mm resolution

**Dimensions**



**Technical Data**

General specifications		
Effective detection range		5 ... 20 m
Light source		IREd
Light type		modulated infrared light , 850 nm
Protection field height		see Table 1, max. 2400 mm
Operating mode		Startup/restart disable, deactivateable
Optical resolution		60 mm
Opening angle		< 5 °
Ambient light limit		Not sensitive to ambient light in accordance with IEC 61496-2
UL File Number		E215245
Functional safety related parameters		
Safety Integrity Level (SIL)		SIL 3
Performance level (PL)		PL e
Category		Cat. 4
Mission Time (T <sub>M</sub> )		20 a
PFH <sub>d</sub>		Depending on the protection field height; see Manual
Type		4
Indicators/operating means		
Operation indicator		green: Power on
Function indicator		Green: OSSD ON , Red: OSSD OFF
Status indicator		Transmitter unit: LED yellow: Mode, test or error Receiver: LED yellow: Start readiness, function reserve or error
Electrical specifications		
Operating voltage	U <sub>B</sub>	24 V DC (-20%, +30%) ; Power supply with safe isolation: 24 V DC

Release date: 2023-02-14 Date of issue: 2023-02-14 Filename: 265789\_eng.pdf

## Technical Data

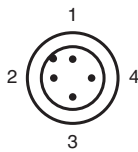
No-load supply current	$I_0$	Transmitter unit: $\leq 150$ mA Receiver: $\leq 150$ mA (without outputs)
Protection class		III, IEC 61140
Power consumption	$P_0$	Transmitter unit: 5 W Receiver: 15 W
<b>Input 1</b>		
Input type		Transmitter unit test
Input format		Break contact
Switching voltage		24 V DC
Input current		5 mA
<b>Input 2</b>		
Input type		Transmitter unit, mode A/B
Function		Beam Code A: open or 0 V Beam Code B: 24 V DC, 5 mA
<b>Input 3</b>		
Input type		Receiver unit relay monitor
Input format		Break contact
Switching voltage		24 V DC
Input current		5 mA
<b>Input 4</b>		
Input type		Receiver unit, start release
Input format		Break contact
Input current		5 mA
<b>Input 5</b>		
Input type		Receiver unit, mode A/B (see transmitter unit, mode A/B)
<b>Output</b>		
Response time		see Table 1, max. 28 ms
<b>Output 1</b>		
Output type		Receiver unit OSSD
Signal output		PNP semiconductor, monitored for short and cross circuits
Switching voltage		ON: $U_B - 2$ V; OFF: $< 1$ V
Switching current		ON: max. 0.1 A; OFF: $< 5$ $\mu$ A
<b>Output 2</b>		
Output type		Receiver signal output start readiness
Signal output		PNP-semiconductor, short-circuit protected, 0.1A
<b>Conformity</b>		
Functional safety		ISO 13849-1 ; EN 61508 part1-4
Product standard		EN 61496-1 ; IEC 61496-2
Photobiological safety		Risk group 0 according to IEC 62471
<b>Approvals and certificates</b>		
CE conformity		CE
UKCA conformity		UKCA
UL approval		cULus Listed
TÜV approval		TÜV SÜD
<b>Ambient conditions</b>		
Ambient temperature		-35 ... 60 °C (-31 ... 140 °F)
Storage temperature		-35 ... 70 °C (-31 ... 158 °F)
Relative humidity		max. 95 %, not condensing
Shock resistance		10 g, 16 ms ; stationary applications only
Vibration resistance		0.35 mm, 10 ... 55 Hz ; stationary applications only
<b>Mechanical specifications</b>		
Housing length L		see table 2
Degree of protection		IP67, For indoor use only

## Technical Data

Connection	Transmitter unit: 4-pin, M12 x 1 connector Receiver: 8-pin, M12 x 1 connector Cable cross section min. 0.25 mm <sup>2</sup> Max. cable length 50 m
Material	
Housing	extruded aluminum section , gold anodized
Optical face	Plastic pane , Transparent polycarbonate
Mass	see table 2
<b>General information</b>	
Supplementary information	EC-Type Examination Certificate, Statement of Conformity, Declaration of Conformity, Attestation of Conformity and instructions have to be observed where applicable. For information see <a href="http://www.pepperl-fuchs.com">www.pepperl-fuchs.com</a> .

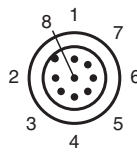
## Connection

Transmitter unit:



Pin	Transmitter unit
1	24 V DC
2	Mode A/B
3	0 V DC
4	Test

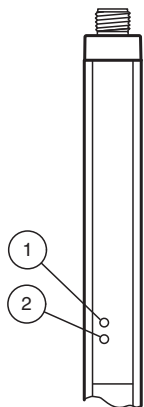
Receiver unit:



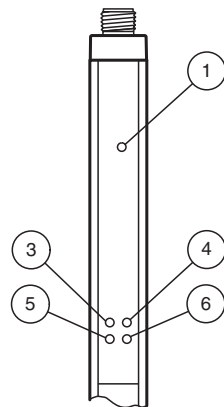
Pin	Receiver unit
1	Restart Interlock (RI)
2	24 V DC
3	Relay Monitor (RM)
4	Status / Select RI-RM
5	OSSD1
6	OSSD2
7	0 V DC
8	Mode A/B

## Assembly

Transmitter unit




Receiver unit



1	Power	green
2	Mode A/B, Status	yellow
3	OSSD OFF	red
4	OSSD ON	green
5	Restart/Status	yellow
6	Mode A/B	yellow

## Application



## Technical Features

Table 1: Response Time

Protection field height [mm]	Response time [ms]
300	9
600	11
900	13
1200	15
1500	17
1800	19
2100	21
2400	23

Table 2: Total Length and Weight

Protection field height [mm]	Total length of transmitter/receiver unit [mm]	Weight of transmitter/receiver unit [g]
300	419	250
600	719	430
900	1019	600
1200	1319	760
1500	1625	940
1800	1925	1100
2100	2225	1270
2400	2525	1440

## Type Code

<b>S</b>	<b>L</b>	<b>C</b>	(1)	(2)	(2)	-	(3)	(3)	(3)	(3)	-	(4)	/	(5)	(5)
----------	----------	----------	-----	-----	-----	---	-----	-----	-----	-----	---	-----	---	-----	-----

SLC	Device
SLC	Safety light curtain

(1)	Safety light curtain type
S	Self-monitoring, type 4
T	Testing, type 2

(2)	Resolution
14	14 mm
30	30 mm
60	60 mm
90	90 mm

(3)	Protection field height
100	100 mm
200	110 mm
300	300 mm
...	...
2400	2400 mm






Release date: 2023-02-14 Date of issue: 2023-02-14 Filename: 265789\_eng.pdf

## Type Code










(4)	Principle
T	Transmitter
R	Receiver

(5)	Option
35	Extended detection range

## Accessories

	<b>TR 14/30/50/60</b>	Test rod for safety light curtain SLCT
	<b>AA SLCT-01</b>	Profile alignment aid; simplified alignment of the SLCS and SLCT safety light curtains
	<b>OMH-SLCT-100-1200</b>	Mounting base for floor mounting and cover plate
	<b>OMH-SLCT-100-1500</b>	Mounting base for floor mounting and cover plate
	<b>OMH-SLCT-100-2100</b>	Mounting base for floor mounting and cover plate
	<b>OMH-SLCT-100-2500</b>	Mounting base for floor mounting and cover plate
	<b>OMH-SLCT-110-1200</b>	Mounting base for floor mounting with rear panel and cover plate
	<b>OMH-SLCT-110-1500</b>	Mounting base for floor mounting with rear panel and cover plate
	<b>OMH-SLCT-110-2100</b>	Mounting base for floor mounting with rear panel and cover plate
	<b>OMH-SLCT-120-1200</b>	Side protection for mounting base
	<b>OMH-SLCT-120-1500</b>	Side protection for mounting base
	<b>OMH-SLCT-120-2100</b>	Side protection for mounting base
	<b>OMH-SLCT-120-2500</b>	Side protection for mounting base
	<b>OMH-SLCT-200</b>	Floor mount
	<b>SLCT-M-01-1200</b>	Inclined mirror for stable 90° deflection with cover plate
	<b>SLCT-M-01-1500</b>	Inclined mirror for stable 90° deflection with cover plate
	<b>SLCT-M-01-2100</b>	Inclined mirror for stable 90° deflection with cover plate

## Accessories

	<b>OMH-SLCT-10</b>	Clamp mounting suitable for 6 mm ... 11.5 mm groove
	<b>OMH-SLCT-11</b>	Reverse clamp mounting suitable for 8.5 mm ... 10.5 mm groove
	<b>OMH-SLCT-12-500</b>	Mounting bracket, muting arm with round rod d=12 mm
	<b>OMH-SLCT-01</b>	Quick clamp and adjustment system
	<b>OMH-SLCT-02</b>	Attachment aid for OMH-SLCT-01
	<b>OMH-SLCT-03</b>	Mounting bracket including adjustment
	<b>OMH-SLCT-04</b>	Mounting bracket including adjustment (with loose bearing)
	<b>OMH-SLCT-05</b>	Mounting bracket including adjustment
	<b>OMH-SLCT-06</b>	Swivel Bracket