



Triangulation sensor (BGE)

OBT300-R101-EP-IO-0,3M-V3-1T-L



- Miniature design with versatile mounting options
- Secure and gapless detection, even near the surface through background evaluation
- DuraBeam Laser Sensors - durable and employable like an LED
- Extended temperature range
-40 °C ... 60 °C
- High degree of protection IP69K
- IO-Link interface for service and process data

Laser diffuse mode sensor with background evaluation



IO-Link

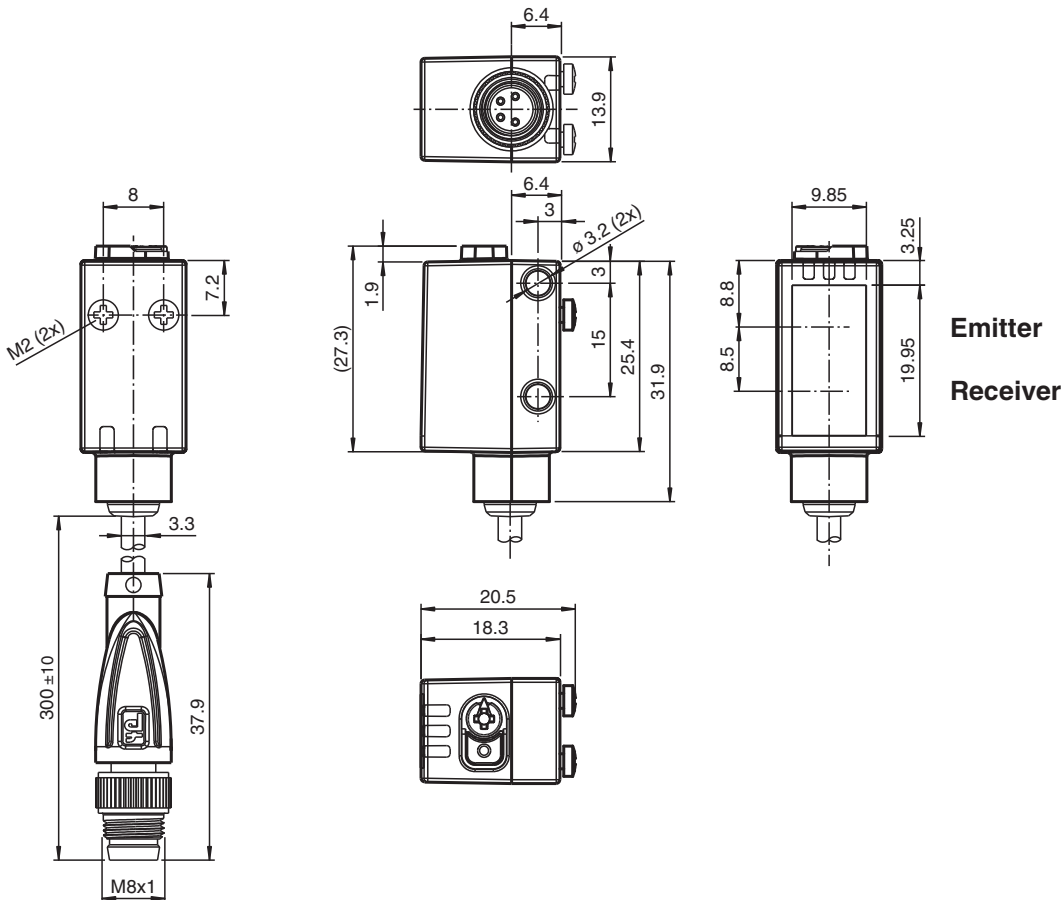
Function

The miniature optical sensors are the first devices of their kind to offer an end-to-end solution in a small single standard design — from thru-beam sensor through to a distance measurement device. As a result of this design, the sensors are able to perform practically all standard automation tasks.

The DuraBeam laser sensors are durable and can be used in the same way as a standard sensor.

The use of Multi Pixel Technology gives the standard sensors a high level of flexibility and enables them to adapt more effectively to their operating environment.

Dimensions



Release date: 2023-04-05 Date of issue: 2023-04-05 Filename: 267075-0111_eng.pdf

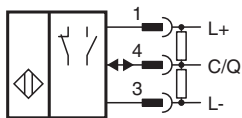
Technical Data

| General specifications | |
|--------------------------------------|---|
| Detection range | 7 ... 300 mm |
| Detection range min. | 7 ... 25 mm |
| Detection range max. | 7 ... 300 mm |
| Adjustment range | 25 ... 300 mm |
| Reference target | standard white, 100 mm x 100 mm |
| Light source | laser diode |
| Light type | modulated visible red light |
| Laser nominal ratings | |
| Note | LASER LIGHT , DO NOT STARE INTO BEAM |
| Laser class | 1 |
| Wave length | 680 nm |
| Beam divergence | > 5 mrad d63 < 1 mm in the range of 150 mm ... 250 mm |
| Pulse length | 3 μ s |
| Repetition rate | approx. 13 kHz |
| max. pulse energy | 10.4 nJ |
| Black-white difference (6 %/90 %) | < 5 % at 150 mm |
| Diameter of the light spot | approx. 1 mm at a distance of 200 mm |
| Opening angle | approx. 0.3 ° |
| Ambient light limit | EN 60947-5-2 : 40000 Lux |
| Functional safety related parameters | |
| MTTF _d | 560 a |
| Mission Time (T _M) | 20 a |
| Diagnostic Coverage (DC) | 0 % |
| Indicators/operating means | |
| Operation indicator | LED green: constantly on - power on flashing (4Hz) - short circuit flashing with short break (1 Hz) - IO-Link mode |
| Function indicator | LED yellow: constantly on - background detected (object not detected) constantly off - object detected |
| Control elements | Light-on/dark-on changeover switch |
| Control elements | Sensing range adjuster |
| Electrical specifications | |
| Operating voltage | U _B 10 ... 30 V DC |
| Ripple | max. 10 % |
| No-load supply current | I ₀ < 20 mA at 24 V supply voltage |
| Protection class | III |
| Interface | |
| Interface type | IO-Link (via C/Q = pin 4) |
| IO-Link revision | 1.1 |
| Device profile | Smart Sensor |
| Device ID | 0x110702 (1115906) |
| Transfer rate | COM2 (38.4 kBit/s) |
| Min. cycle time | 2.3 ms |
| Process data width | Process data input 1 Bit Process data output 2 Bit |
| SIO mode support | yes |
| Compatible master port type | A |
| Output | |
| Switching type | The switching type of the sensor is adjustable. The default setting is: C/Q - Pin4: NPN normally open / dark-on, PNP normally closed / light-on, IO-Link |
| Signal output | 1 push-pull (4 in 1) output, short-circuit protected, reverse polarity protected, overvoltage protected |

Technical Data

| | | |
|-----------------------------------|-------|--|
| Switching voltage | | max. 30 V DC |
| Switching current | | max. 100 mA , resistive load |
| Usage category | | DC-12 and DC-13 |
| Voltage drop | U_d | ≤ 1.5 V DC |
| Switching frequency | f | 1650 Hz |
| Response time | | 300 μ s |
| Conformity | | |
| Communication interface | | IEC 61131-9 |
| Product standard | | EN 60947-5-2 |
| Laser safety | | EN 60825-1:2014 |
| Approvals and certificates | | |
| UL approval | | E87056 , cULus Listed , class 2 power supply , type rating 1 |
| FDA approval | | IEC 60825-1:2007 Complies with 21 CFR 1040.10 and 1040.11 except for deviations pursuant to Laser Notice No. 50, dated June 24, 2007 |
| Ambient conditions | | |
| Ambient temperature | | -40 ... 60 °C (-40 ... 140 °F) , fixed cable -25 ... 60 °C (-13 ... 140 °F) , movable cable not appropriate for conveyor chains |
| Storage temperature | | -40 ... 70 °C (-40 ... 158 °F) |
| Mechanical specifications | | |
| Housing width | | 13.9 mm |
| Housing height | | 33.8 mm |
| Housing depth | | 18.3 mm |
| Degree of protection | | IP67 / IP69 / IP69K |
| Connection | | 300 mm fixed cable with M8 x 1, 3-pin connector |
| Material | | |
| Housing | | PC (Polycarbonate) |
| Optical face | | PMMA |
| Mass | | approx. 17 g |

Connection



Connection Assignment

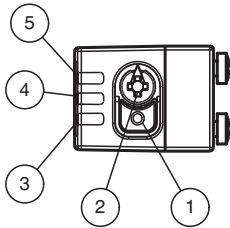


Connection Assignment

Wire colors in accordance with EN 60947-5-2

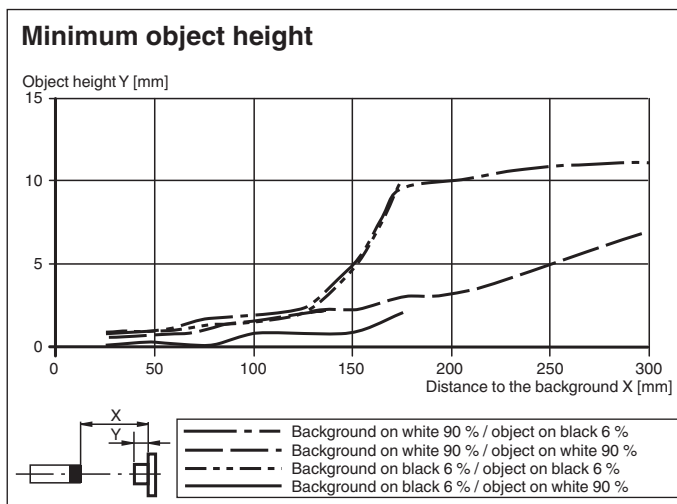
| | | |
|---|----|---------|
| 1 | BN | (brown) |
| 3 | BU | (blue) |
| 4 | BK | (black) |

Assembly



| | |
|---|------------------------------------|
| 1 | Light-on/dark-on changeover switch |
| 2 | Sensing range adjuster |
| 3 | Operating indicator / dark on |
| 4 | Signal indicator |
| 5 | Operating indicator / light on |

Characteristic Curve



Release date: 2023-04-05 Date of issue: 2023-04-05 Filename: 267075-0111_eng.pdf

Safety Information










Accessories

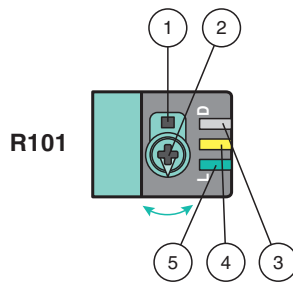
| | | |
|--|---------------------------|--|
| | OMH-R101 | Mounting Clamp |
| | OMH-R101-Front | Mounting Clamp |
| | OMH-4.1 | Mounting Clamp |
| | OMH-ML6 | Mounting bracket |
| | OMH-ML6-U | Mounting bracket |
| | OMH-ML6-Z | Mounting bracket |
| | V31-GM-2M-PUR | Female cordset single-ended M8 straight A-coded, 4-pin, PUR cable grey |
| | V31-WM-2M-PUR | Female cordset single-ended M8 angled A-coded, 4-pin, PUR cable grey |
| | V3-WM-2M-PUR | Female cordset single-ended M8 angled A-coded, 3-pin, PUR cable grey |
| | ICE2-8IOL-G65L-V1D | EtherNet/IP IO-Link master with 8 inputs/outputs |
| | ICE3-8IOL-G65L-V1D | PROFINET IO IO-Link master with 8 inputs/outputs |

Release date: 2023-04-05 Date of issue: 2023-04-05 Filename: 267075-0111_eng.pdf

Accessories

| | | |
|---|-----------------------------|--|
|  | ICE1-8IOL-G30L-V1D | Ethernet IO-Link module with 8 inputs/outputs |
|  | ICE1-8IOL-G60L-V1D | Ethernet IO-Link module with 8 inputs/outputs |
|  | ICE2-8IOL-K45P-RJ45 | EtherNet/IP IO-Link master with 8 inputs/outputs, DIN rail, push-in connectors |
|  | ICE2-8IOL-K45S-RJ45 | EtherNet/IP IO-Link master with 8 inputs/outputs, DIN rail, screw terminal |
|  | ICE3-8IOL-K45P-RJ45 | PROFINET IO IO-Link master with 8 inputs/outputs, DIN rail, push-in terminals |
|  | ICE3-8IOL-K45S-RJ45 | PROFINET IO IO-Link master with 8 inputs/outputs, DIN rail, screw terminal |
|  | IO-Link-Master02-USB | IO-Link master, supply via USB port or separate power supply, LED indicators, M12 plug for sensor connection |

Configuration



- 1 - Light on / dark on changeover switch
- 2 - Sensing range / sensitivity adjuster
- 3 - Operating indicator / dark on
- 4 - Signal indicator
- 5 - Operating indicator / light on

To unlock the adjustment functions turn the sensing range adjuster for more than 180 degrees.

Sensing Range / Sensitivity

Turn sensing range / sensitivity adjuster clockwise to increase sensing range / sensitivity.

Turn sensing range /sensitivity adjuster counterclockwise to decrease sensing range / sensitivity.

If the end of the adjustment range is reached, the signal indicator starts flashing with 8 Hz.

Light on / Dark on Configuration

Press the light on / dark on changeover switch for more than 1 second (less than 4 seconds). The light on / dark on mode changes and the operating indicators are activated accordingly.

If you press the light on / dark on changeover switch for more than 4 seconds, the light on / dark on mode changes back to the original setting. On release of the light on / dark on changeover switch the current state is activated.

Restore Factory Settings

Press the light on / dark on changeover switch for more than 10 seconds (less than 30 seconds) until all LEDs turn off. On release of the light on / dark on changeover switch the signal indicator turns on. After 5 seconds the sensor resumes operation with factory settings.

After 5 minutes of inactivity the sensing range / sensitivity adjustment is locked. In order to reactivate the sensing range / sensitivity adjustment, turn the sensing range / sensitivity adjuster for more than 180 degrees.