

# Power Feed Module S1SD-2PF

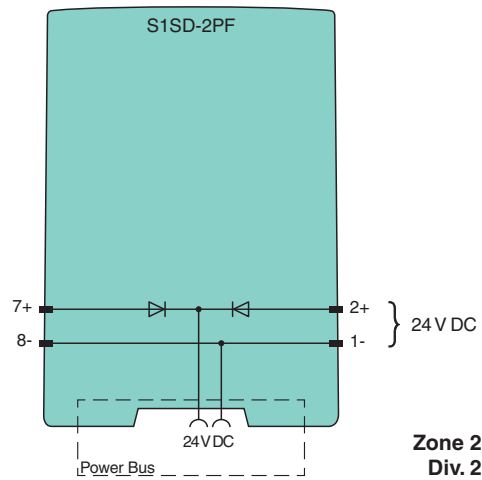
- Interface for Power Bus
- Supply current 3 A
- LED status indication
- Connection via screw terminals



## Function

The power feed module interfaces 24 V DC power to the Power Bus at a maximum current of 3 A. Depending on the power consumption up to 75 devices can be supplied via the power feed module. The device displays the status of the power by a green LED. The device displays a reverse polarity by a red LED.

## Connection



## Technical Data

### Supply

Connection		Power Bus or terminals 1-, 2+; 7+, 8-
Rated voltage	$U_r$	16.8 ... 31.2 V DC
Fusing		4 AT with back-up fuse
Power dissipation		0.8 W

### Output

Connection		Power Bus
Output rated operating current		max. 3 A
Output voltage		24 V DC

### Indicators/settings

Labeling		space for labeling at the front
----------	--	---------------------------------

### Directive conformity

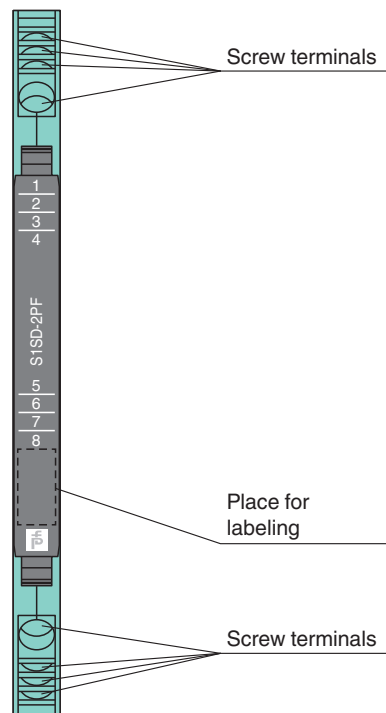
Release date: 2022-01-10 Date of issue: 2022-01-10 Filename: 277603\_eng.pdf

## Technical Data







Electromagnetic compatibility		
Directive 2014/30/EU		EN 61326-1:2013 (industrial locations)
<b>Conformity</b>		
Degree of protection		IEC 60529:2001
<b>Ambient conditions</b>		
Ambient temperature		-25 ... 70 °C (-13 ... 158 °F)
Storage temperature		-40 ... 85 °C (-40 ... 185 °F)
Damaging gas		designed for operation in environmental conditions acc. to ISA-S71.04-1985, severity level G3
<b>Mechanical specifications</b>		
Degree of protection		IP20
Connection		screw terminals
Core cross section		0.5 ... 2.5 mm <sup>2</sup> (20 ... 14 AWG)
Mass		approx. 70 g
Dimensions		6.2 x 97 x 107 mm (0.24 x 3.82 x 4.21 inch) (W x H x D) , housing type S1
Mounting		on 35 mm DIN mounting rail acc. to EN 60715:2001
<b>Data for application in connection with hazardous areas</b>		
Certificate		DEMKO 16 ATEX 1750X
Marking		Ⓔ II 3G Ex nA IIC T4 Gc
Directive conformity		
Directive 2014/34/EU		EN 60079-0:2012+A11:2013 , EN 60079-15:2010
<b>International approvals</b>		
UL approval		E106378
IECEX approval		
IECEX certificate		IECEX UL 16.0116X
IECEX marking		Ex nA IIC T4 Gc
<b>General information</b>		
Supplementary information		Observe the certificates, declarations of conformity, instruction manuals, and manuals where applicable. For information see <a href="http://www.pepperl-fuchs.com">www.pepperl-fuchs.com</a> .

## Assembly

### Front view



## Matching System Components

	<b>POWERBUS-SETL5.250</b>	Power bus for 35 mm DIN mounting rail, height: 7.5 mm, length: 250 mm
	<b>POWERBUS-SETH5.250</b>	Power bus for 35 mm DIN mounting rail, height: 15 mm, length: 250 mm
	<b>POWERBUS-COV.250</b>	Cover for 35 mm DIN mounting rail, length: 250 mm
	<b>POWERBUS-CAP</b>	End Cap for Power Bus
	<b>S1SL-1AI-1C</b>	Passive Isolator
	<b>S1SL-2AI-2C</b>	Passive Isolator