



# AS-Interface Handheld VBP-HH1-V3.0

- Addressing and programming AS-Interface nodes
- Displaying the assigned node addresses and the status of the inputs
- Setting outputs at the AS-Interface node
- Also supports profiles S-7.7.A.7 (Spec 3.0), S-0.B and S-7.B (AS Interface Safety at Work)
- The node connection is short-circuit and overload proof
- Battery charger included with delivery

AS-Interface Handheld



## Function

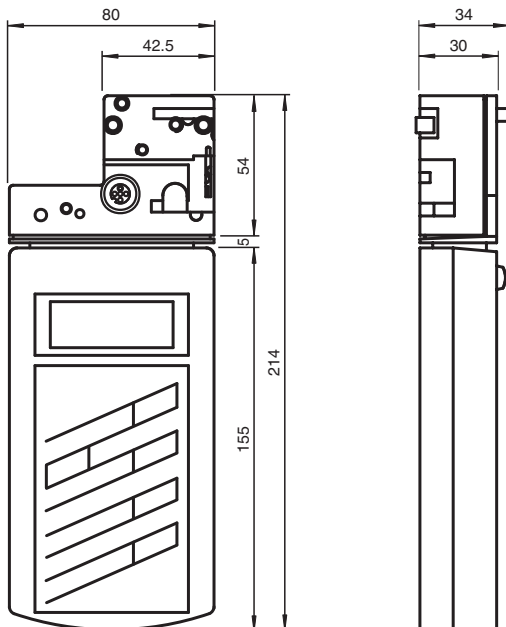
The AS-Interface handheld VBP-HH1-V3.0 is an addressing device according to the AS-Interface specification 3.0. This addressing device can be used to program AS-Interface nodes and to test part of their functions. In addition, new functions have been incorporated:

- Permanent data exchange with AS-Interface nodes
- Support of the data exchange with 4E4A nodes in ext. addressing mode
- Indication of the safety code for AS-Interface Safety at Work nodes

The AS-Interface connection adapter on the top of the addressing device is used for connecting AS-Interface nodes such as sensors, actuators and modules to the addressing device. The following devices and designs can be connected to the addressing device by directly plugging it onto the AS-Interface connection adapter:

Devices with M12 connector, VariKont M-system, VariKont system, FP design, AS-Interface modules of the types G1 and G4. For device designs with integrated addressing socket, use the optional adapter cable.

## Dimensions



## Technical Data

### General specifications

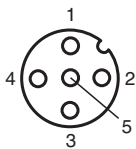
AS-Interface specification	V3.0
Operating mode	Plug-in charging unit, 230 V AC, included in the delivery package

Release date: 2025-02-25 Date of issue: 2025-02-25 Filename: 279451\_eng.pdf

## Technical Data

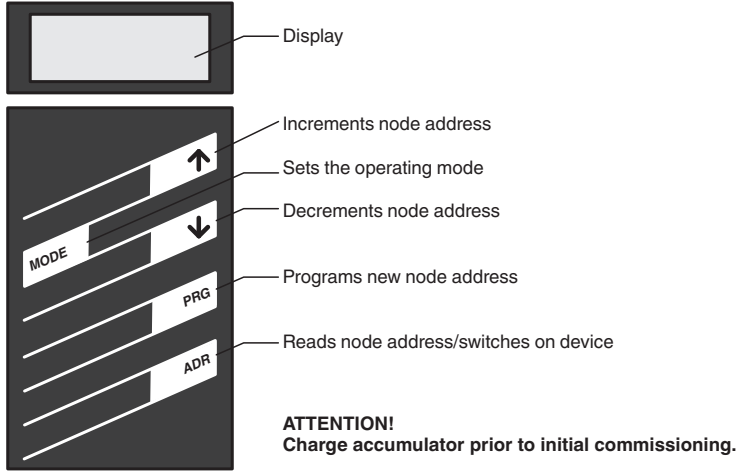
Indicators/operating means	
Display	LC display
Keyboard	membrane keys, 5 keys
Electrical specifications	
Operating duration	8 h or $\geq 250$ read/write procedures for fully charged battery
Power supply	battery mode, please use only battery charger included with delivery to charge (charging time about 14 h)
Interface	
Interface type	AS-Interface, short-circuit proof and overload-proof, or optical
Open loop voltage	28 V
Load current	100 mA at 25 V
Directive conformity	
Electromagnetic compatibility	
Directive 2014/30/EU	Handheld: EN 61326-1:2013 Plug-in charging unit EN 61000-3-2:2014 , EN 61000-3-3:2013 , EN 61000-4-2:2009 , EN 61000-4-3:2006+A1:2008+A2:2010, EN 61000-4-4:2012, EN 61000-4-5:2014+A1:2017, EN 61000-4-6:2014+AC:2015, EN 61000-4-8:2010, EN 61000-4-11:2004+A1:2017 , EN 55032:2015+AC:2016 , EN 55035:2017
Low voltage	
Directive 2014/35/EU	Plug-in charging unit EN 62368-1:2014+A11:2017
Standard conformity	
Degree of protection	EN 60529:2000
Electrical safety	Plug-in charging unit EN 62368-1:2014+A11:2017
Emitted interference	Handheld: EN 61326-1:2013 Plug-in charging unit EN 55032:2015+AC:2016 , EN 55035:2017
Noise immunity	Handheld: EN 61326-1:2013 Plug-in charging unit EN 61000-3-2:2014 , EN 61000-3-3:2013
Ambient conditions	
Ambient temperature	0 ... 40 °C (32 ... 104 °F)
Storage temperature	-20 ... 40 °C (-4 ... 104 °F)
Mechanical specifications	
Degree of protection	IP20
Material	
Housing	plastic
Mass	approx. 610 g
Dimensions	
Height	34 mm
Width	80 mm
Length	214 mm

## Connection



- 1 AS-Interface +
- 2 Digital input for optical addressing adapters
- 3 AS-Interface -
- 4 Digital output for optical addressing adapters
- 5 Voltage supply for optical addressing adapters

# Assembly



Release date: 2025-02-25 Date of issue: 2025-02-25 Filename: 279451\_eng.pdf