

Inductive sensor

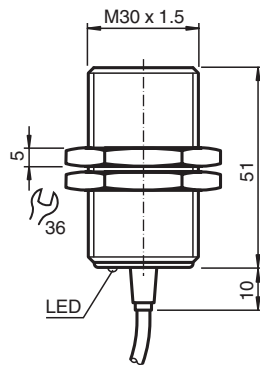
NBB15-30GM50-EI-M1



- 15 mm flush
- Extended temperature range
-40 ... +85 °C
- Digital current output
- E1-Type approval



Dimensions



Technical Data

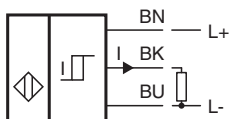
General specifications		
Output type		Digital current output
Rated operating distance	s_n	15 mm
Installation		flush
Output polarity		DC
Assured operating distance	s_a	0 ... 12.15 mm
Actuating element		mild steel, e. g. 1.0037, SR235JR (formerly St37-2) 45 mm x 45 mm x 1 mm
Reduction factor r_{Al}		0.5
Reduction factor r_{Cu}		0.4
Reduction factor r_{304}		0.7
Reduction factor r_{Brass}		0.5
Output type		3-wire
Nominal ratings		
Operating voltage	U_B	9 ... 30 V DC
Switching frequency	f	0 ... 700 Hz
Hysteresis	H	2 ... 15 %
Reverse polarity protection		reverse polarity protected

Release date: 2025-01-10 Date of issue: 2025-01-10 Filename: 283416-0001_eng.pdf

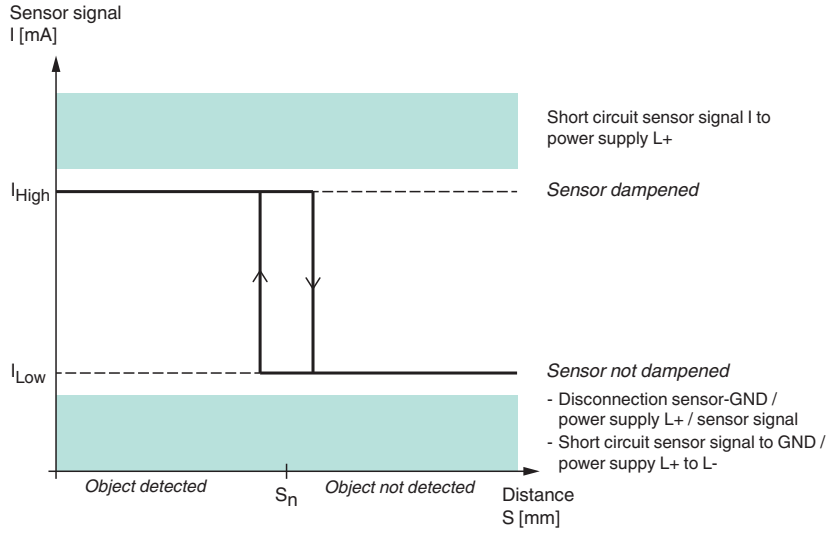
Technical Data

Short-circuit protection		yes
Temperature drift		≤ 10 %
Time delay before availability	t_v	≤ 5 ms
Load resistor		100 ... 250 Ohm
Switching state indicator		LED, yellow
Functional safety related parameters		
MTTF _d		1556 a
Mission Time (T _M)		20 a
Diagnostic Coverage (DC)		0 %
Digital output		
Output value		object detected: 10 mA ± 1 mA object not detected: 5 mA ± 1 mA
Compliance with standards and directives		
Standard conformity		
Standards		EN IEC 60947-5-2
Approvals and certificates		
UL approval		cULus Listed, General Purpose, Class 2 Power Source
E1 Type approval		10R-04
Ambient conditions		
Ambient temperature		-40 ... 85 °C (-40 ... 185 °F)
Storage temperature		-40 ... 85 °C (-40 ... 185 °F)
Mechanical specifications		
Connection type		cable
Housing material		brass, nickel-plated
Sensing face		PBT
Degree of protection		IP68 / IP69K
Cable		
Wire end ferrules		yes
Cable diameter		4.3 mm ± 0.1 mm
Bending radius		> 10 x cable diameter
Material		PUR
Color		black
Number of cores		3
Core cross section		0.34 mm ²
Length	L	2 m
Mass		174 g
Dimensions		
Length		50 mm
Diameter		30 mm
General information		
Scope of delivery		2 self locking nuts in scope of delivery

Connection



Characteristic Curve



Release date: 2025-01-10 Date of issue: 2025-01-10 Filename: 283416-0001_eng.pdf