



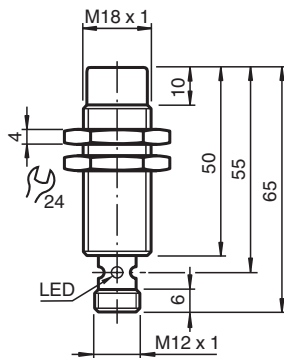
## Inductive sensor

### NBN12-18GM50-EI-V1-M1

- 12 mm non-flush
- Extended temperature range  
-40 ... +85 °C
- Digital current output
- E1-Type approval



## Dimensions



## Technical Data

### General specifications

Output type		Digital current output
Rated operating distance	$s_n$	12 mm
Installation		non-flush
Output polarity		DC
Assured operating distance	$s_a$	0 ... 9.72 mm
Actuating element		mild steel, e. g. 1.0037, SR235JR (formerly St37-2) 36 mm x 36 mm x 1 mm
Reduction factor $r_{Al}$		0.45
Reduction factor $r_{Cu}$		0.4
Reduction factor $r_{304}$		0.7
Reduction factor $r_{Brass}$		0.5
Output type		3-wire

### Nominal ratings

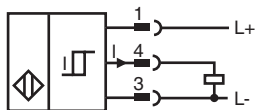
Operating voltage	$U_B$	9 ... 30 V DC
Switching frequency	$f$	0 ... 1000 Hz
Hysteresis	$H$	2 ... 15 %

Release date: 2025-03-12 Date of issue: 2025-03-12 Filename: 283416-0008\_eng.pdf

## Technical Data

Reverse polarity protection		reverse polarity protected
Short-circuit protection		yes
Temperature drift		≤ 10 %
Time delay before availability	$t_v$	≤ 5 ms
Load resistor		100 ... 250 Ohm
Switching state indicator		LED, yellow
<b>Functional safety related parameters</b>		
MTTF <sub>d</sub>		1535 a
Mission Time (T <sub>M</sub> )		20 a
Diagnostic Coverage (DC)		0 %
<b>Digital output</b>		
Output value		object detected: 10 mA ± 1 mA object not detected: 5 mA ± 1 mA
<b>Compliance with standards and directives</b>		
Standard conformity		
Standards		EN IEC 60947-5-2
<b>Approvals and certificates</b>		
UL approval		cULus Listed, General Purpose, Class 2 Power Source
E1 Type approval		10R-04
<b>Ambient conditions</b>		
Ambient temperature		-40 ... 85 °C (-40 ... 185 °F)
Storage temperature		-40 ... 85 °C (-40 ... 185 °F)
<b>Mechanical specifications</b>		
Connection type		Connector plug
Housing material		brass, nickel-plated
Sensing face		PBT
Degree of protection		IP68 / IP69K
Connector		
Threading		M12 x 1
Number of pins		3
Mass		56 g
Dimensions		
Length		65 mm
Diameter		18 mm
<b>General information</b>		
Scope of delivery		2 self locking nuts in scope of delivery

## Connection



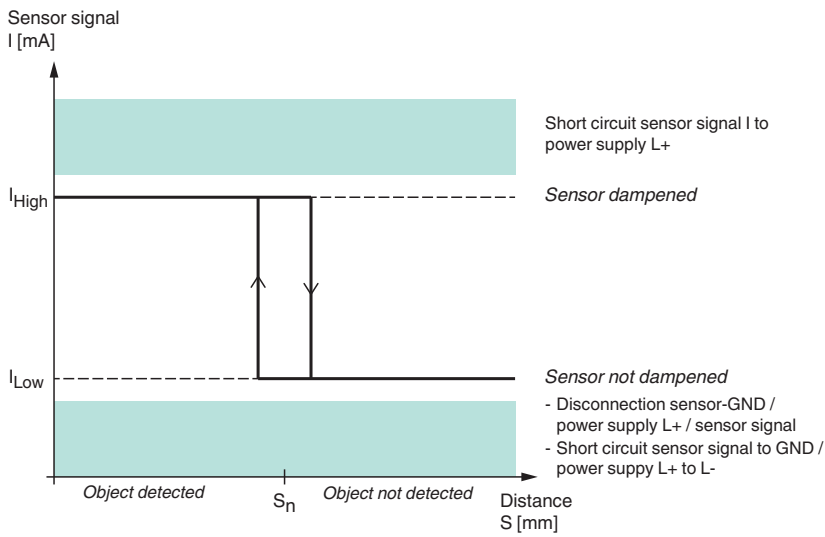
## Connection Assignment



Wire colors in accordance with EN 60947-5-2

1	BN	(brown)
2	WH	(white)
3	BU	(blue)
4	BK	(black)

## Characteristic Curve



Release date: 2025-03-12 Date of issue: 2025-03-12 Filename: 283416-0008\_eng.pdf