


Inductive sensor

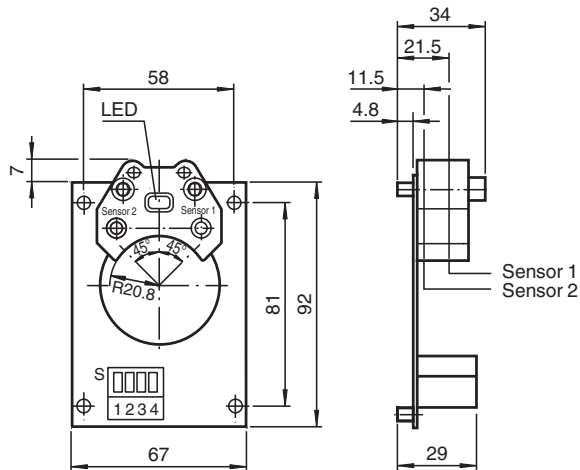
PL2-F25-N4-K



- For installation in housing
- PL2... without valve connection
- ATEX & IECEx certifications



Dimensions



Technical Data

General specifications		
Switching function		2 x normally closed (NC)
Output type		NAMUR
Rated operating distance	s_n	3 mm
Installation		flush mountable
Assured operating distance	s_a	0 ... 2.43 mm
Actual operating distance	s_r	2.7 ... 3.3 mm
Reduction factor r_{Al}		0.52
Reduction factor r_{Cu}		0.43
Reduction factor r_{304}		0.86
Reduction factor r_{St37}		1
Reduction factor r_{Brass}		0.54
Output type		2-wire
Nominal ratings		
Nominal voltage	U_o	8.2 V (R_i approx. 1 k Ω)
Operating voltage	U_B	5 ... 25 V
Switching frequency	f	0 ... 100 Hz

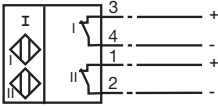
Release date: 2025-06-13 Date of issue: 2025-06-17 Filename: 291802_eng.pdf

Technical Data

Hysteresis	H	typ. 5 %
Reverse polarity protection		reverse polarity protected
Short-circuit protection		yes
Suitable for 2:1 technology		yes , Reverse polarity protection diode not required
Current consumption		
Measuring plate not detected		≥ 3 mA at nominal voltage
Measuring plate detected		≤ 1 mA at nominal voltage
Time delay before availability	t _v	≤ 1 ms
Switching state indicator		LED, yellow
Functional safety related parameters		
MTTF _d		834 a
Mission Time (T _M)		20 a
Diagnostic Coverage (DC)		0 %
Compliance with standards and directives		
Standard conformity		
NAMUR		EN 60947-5-6:2000 IEC 60947-5-6:1999
Electromagnetic compatibility		NE 21:2007
Standards		EN IEC 60947-5-2
Approvals and certificates		
IECEx approval		
Equipment protection level Ga		IECEx TUN 17.0021X
Equipment protection level Gb		IECEx TUN 17.0021X
Equipment protection level Mb		IECEx TUN 17.0021X
ATEX approval		
Equipment protection level Ga		TÜV 99 ATEX 1479 X
Equipment protection level Gb		TÜV 99 ATEX 1479 X
Equipment protection level Gc (ic)		PF13CERT2895 X
CCC approval		
Hazardous Location		2020322315002262
NEPSI approval		
NEPSI certificate		GYJ19.1410X
Ambient conditions		
Ambient temperature		-25 ... 100 °C (-13 ... 212 °F)
Storage temperature		-40 ... 100 °C (-40 ... 212 °F)
Mechanical specifications		
Connection (system side)		Cage tension spring terminals
Core cross section (system side)		up to 2.5 mm ²
Housing material		PBT
Sensing face		PBT
Mass		79 g
Tightening torque, fastening screws		≤ 0.3 Nm
Dimensions		
Height		99 mm
Width		67 mm
Length		34 mm
General information		
Use in the hazardous area		see instruction manuals

Connection

N4



Release date: 2025-06-13 Date of issue: 2025-06-17 Filename: 291802_eng.pdf