

Fieldbus module ICE1-8DI8DO-G60L-V1D

- Multiprotocol-compatible
- M12 power connector
- Sturdy metallic housing
- Web-based configuration

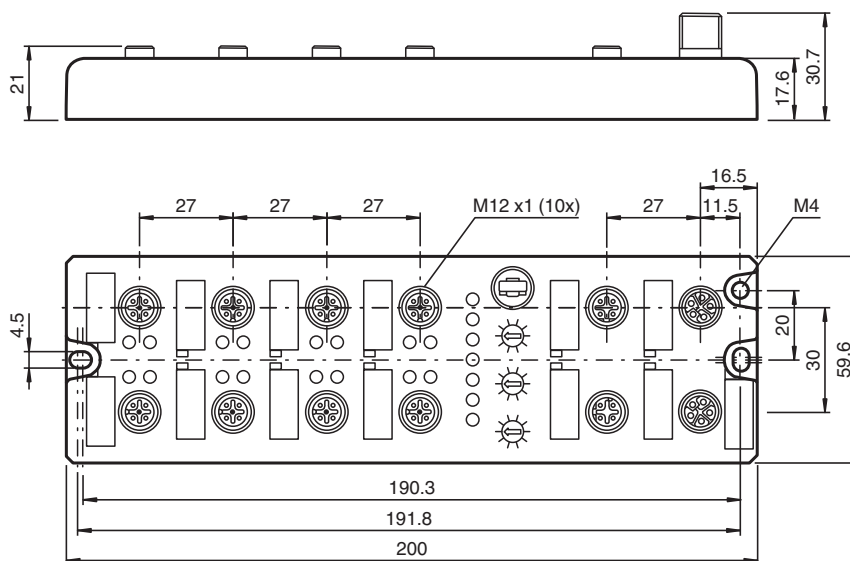
Ethernet IO module with 8 digital inputs/outputs



Function

The ICE1-8DI8DO-G60L-V1D is a multiprotocol fieldbus module with 8 digital inputs and 8 digital outputs. The G60L design in fully cast metal housing is resistant to mechanical damage and environmental influences. The G60L has protection class IP65/IP67. The fieldbus module serves as an interface between the controller of a fieldbus system and the field level. Thanks to its multiprotocol capability, the fieldbus module supports the Ethernet communication protocols PROFINET, EtherNet/IP, and EtherCAT. An L-coded M12 connector plug used for supplying power enables a current rating of up to 2 x 16 A. The inputs and outputs are equipped with A-coded M12 connector plugs. Connection to the fieldbus is achieved using a D-coded M12 connector plug. The communication protocols are configured either manually via a rotary switch or automatically. The diagnostics display status information for each channel via LEDs. An integrated web server enables access to the fieldbus module. Information regarding the status of the module is also displayed and network parameters such as the IP address and subnet mask can be configured.

Dimensions



Release date: 2023-02-22 Date of issue: 2023-02-22 Filename: 295312_eng.pdf

Technical Data

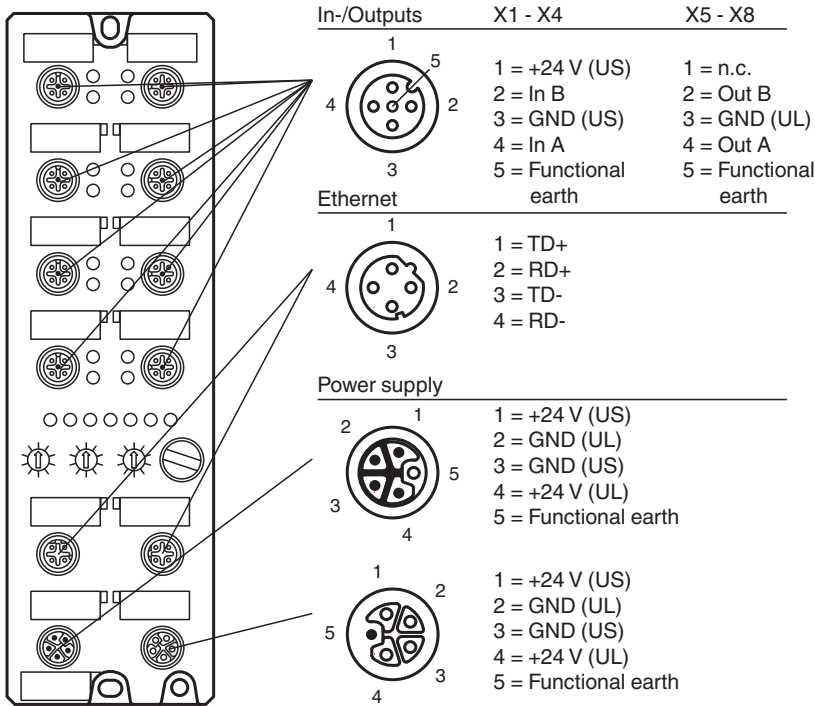
| | | | |
|-------------------------------------|-------|--|--|
| General specifications | | | |
| UL File Number | | E223772 | |
| Indicators/operating means | | | |
| LED indication | | see manual | |
| Rotary switch | | Setting the fieldbus protocol | |
| Electrical specifications | | | |
| Rated operating voltage | U_e | 18 ... 30 V | |
| Nominal voltage | | 24 V DC | |
| Current consumption | | 120 mA | |
| Current loading capacity | | Max. 2 x 16 A per module (Loop-through current via L-coded power supply) Total current: max. 9 A per module | |
| Galvanic isolation | | between U_S and U_L | |
| Interface 1 | | | |
| Interface type | | Industrial Ethernet | |
| Physical | | M12, D-coded | |
| Protocol | | PROFINET IO with media redundancy protocol (MRP) EtherNet/IP with Device Level Ring (DLR) EtherCAT | |
| Transfer rate | | 10/100 Mbps | |
| Inputs/Outputs | | | |
| Number/Type | | 8 digital inputs (X1 – X4), 8 digital outputs (X5 – X8) Inputs: 2-, 3-, 4-wire PNP, DC, supply from U_S Outputs: 2-, 3-, 4-wire, PNP, DC, supply from U_L Short-circuit protected | |
| Sensor supply | | max. 200 mA Per port (X1 – X4) via U_S | |
| Output rated operating current | I_e | max. 2 A per channel / 4 A Per port (X5 – X8) via U_L | |
| Directive conformity | | | |
| Electromagnetic compatibility | | | |
| Directive 2014/30/EU | | EN 61000-6-2:2005, EN 61000-6-4:2007+A1:2011 | |
| Standard conformity | | | |
| Degree of protection | | EN 60529:2000 | |
| Emitted interference | | EN 61000-6-4:2007+A1:2011 | |
| Noise immunity | | EN 61000-6-2:2005 | |
| Shock resistance | | EN 61131-2:2004 | |
| Ambient conditions | | | |
| Ambient temperature | | -20 ... 70 °C (-4 ... 158 °F) | |
| Storage temperature | | -40 ... 70 °C (-40 ... 158 °F) | |
| Cold start temperature | | -40 °C (-40 °F) | |
| Relative humidity | | max. 95 % | |
| Altitude | | 0 ... 2000 m | |
| Shock and impact resistance | | 50 g, 11 ms, all axes | |
| Vibration resistance | | 15 g at 5 - 500 Hz | |
| Pollution degree | | 3 | |
| Mechanical specifications | | | |
| Contact elements | | PA | |
| Degree of protection | | IP65/IP67/IP69K | |
| Connection | | Power Supply M12, L-coded Fieldbus M12, D-coded Inputs/Outputs M12, A-coded | |
| Material | | | |
| Contacts | | CuSn, gold-plated CuNi, gold-plated | |
| Housing | | Diecast zinc | |
| Seal | | FKM | |
| Mass | | 500 g | |
| Tightening torque, fastening screws | | 1 Nm | |

Release date: 2023-02-22 Date of issue: 2023-02-22 Filename: 295312_eng.pdf

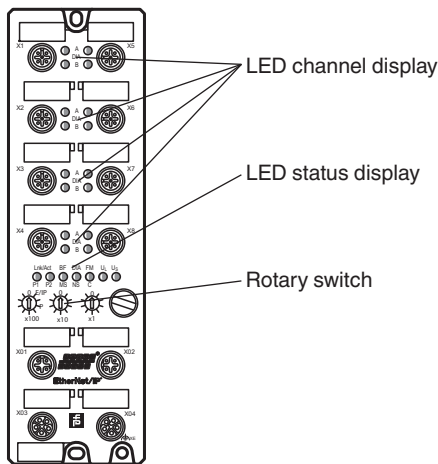
Technical Data

| | |
|--------------------------------------|---------------|
| Tightening torque, cable gland | 0.6 Nm |
| Construction type | Field housing |
| Tightening torque of clamping screws | 0.5 Nm |

Connection



Assembly













Accessories

| | | |
|--|-------------------------------|--|
| | V15L-G-2M-PUR-U-V15L-G | Cordset M12 socket straight to M12 plug straight L-coded, 5-pin, PUR cable grey, UL approved |
| | V15L-G-5M-PUR-U | Female cordset single-ended M12 straight L-coded, 5-pin, PUR cable grey, UL approved |

Release date: 2023-02-22 Date of issue: 2023-02-22 Filename: 295312_eng.pdf

Accessories

| | | |
|---|----------------------------------|--|
|  | V15L-G-BK | Female connector M12 straight L-coded 5-pin, for cable diameter 8 - 13 mm, field-attachable |
|  | V1SD-G-GN2M-PUR-E1S-V45-G | Ethernet bus cable M12 plug straight D-coded to RJ45 Ethernet-coded, 4-pin, PUR cable green, Cat5e, shielded, drag chain suitable |
|  | V1SD-G-GN2M-PUR-E1S-V1D-G | Ethernet bus cable M12 plug straight to M12 plug straight D-coded, 4-pin, PUR cable green, Cat5e, shielded, UL approved, drag chain suitable |
|  | V1SD-G-ABG-PG9 | Male connector M12 straight D-coded 4-pin, for cable diameter 5 - 8 mm, shielded, field-attachable |
|  | V1S-T-V1 | Y-Splitter M12 plug 5-pin to 2x M12 socket 4-pin A-coded |
|  | V1-G-BK1M-PUR-A-T-V1-G | Y connection cable M12 plug straight A-coded 4-pin to 2x M12 socket straight A-coded 4-pin, 2x PUR cable weld spatter resistant black, UL approved, drag chain suitable, torsion resistant |
|  | V1S-G-PG9 | Male connector M12 straight A-coded 4-pin, for cable diameter 6 - 8 mm, field-attachable |
|  | VAZ-V1-B3L | Blind plug for M12 sockets |
|  | MH V1-SCREWDRIVER | Torque screwdriver (0.6 Nm) |
|  | MH V1-BIT M12 | plug-in cap M12 |