

Inductive analog sensor

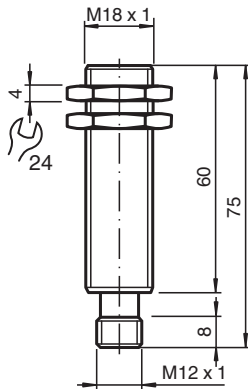
NBB5-18GM60-I3-V1



- Inductive analog sensor
- Output 0 mA ... 20 mA
- Flush mounting



Dimensions



Technical Data

General specifications

Output type	Analog current output
Installation	flush
Output polarity	DC
Measuring range	1 ... 5 mm
Output type	3-wire

Nominal ratings

Operating voltage	U_B	10 ... 30 V DC typ. 20 V DC
Reverse polarity protection		yes
Repeat accuracy		0 ... 80 μ m
No-load supply current	I_0	≤ 12 mA

Analog output

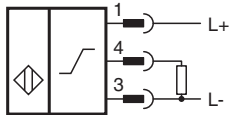
Output type	0 ... 20 mA
Slope of output characteristic	5 mA / mm
Linearity error	$\leq \pm 5$ % of full-scale value
Load resistor	$\leq 1000 \Omega$ typ. 500 Ω
Rate of current rise	
0 ... 20 mA	max. 38.9 A/s
20 ... 0 mA	max. 13.9 A/s

Release date: 2025-03-12 Date of issue: 2025-03-12 Filename: 303097_eng.pdf

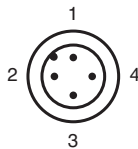
Technical Data

Recovery time	1 ... 10 ms , typ. 5 ms
Adjustment tolerance zero point	$\leq \pm 5$ % of full-scale value
Temperature drift	$\leq \pm 0.15$ %/K of full-scale value
Residual ripple	± 125 μ A
Compliance with standards and directives	
Standard conformity	
Standards	EN IEC 60947-5-2
Approvals and certificates	
UL approval	cULus Listed, Class 2 Power Source
CCC approval	CCC approval / marking not required for products rated ≤ 36 V
Ambient conditions	
Ambient temperature	-25 ... 70 °C (-13 ... 158 °F)
Mechanical specifications	
Connection type	Connector plug
Housing material	brass, nickel-plated
Sensing face	PBT
Degree of protection	IP67
Connector	
Threading	M12 x 1
Number of pins	3
Dimensions	
Length	75 mm
Diameter	18 mm

Connection



Connection Assignment

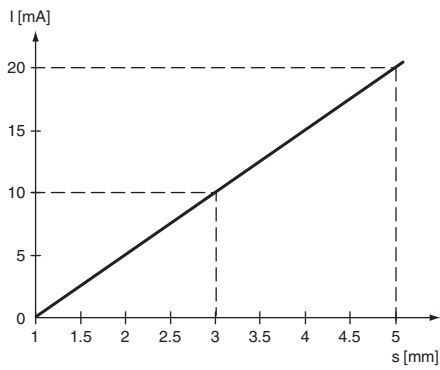


Wire colors in accordance with EN 60947-5-2

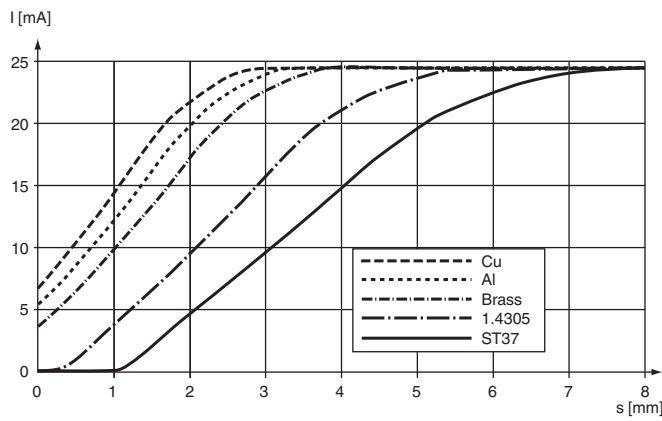
1	BN	(brown)
2	WH	(white)
3	BU	(blue)
4	BK	(black)

Characteristic Curve

Output characteristics



Reduction factor



Release date: 2025-03-12 Date of issue: 2025-03-12 Filename: 303097_eng.pdf