

Inductive sensor

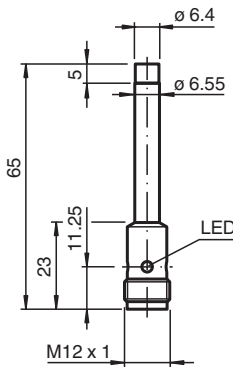
NEN6-6,5M40-E3-V1



- Increased operating distance
- 6 mm non-flush
- Extended temperature range
-40 ... +85 °C



Dimensions



Technical Data

General specifications

Switching function		Normally closed (NC)
Output type		PNP
Rated operating distance	s_n	6 mm
Installation		non-flush
Output polarity		DC
Assured operating distance	s_a	0 ... 4.86 mm
Actuating element		mild steel, e. g. 1.0037, SR235JR (formerly St37-2) 18 mm x 18 mm x 1 mm
Reduction factor r_{Al}		0.55
Reduction factor r_{Cu}		0.5
Reduction factor r_{304}		0.75
Reduction factor r_{Brass}		0.55
Output type		3-wire

Nominal ratings

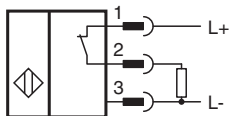
Operating voltage	U_B	5 ... 30 V
Switching frequency	f	0 ... 1500 Hz
Hysteresis	H	typ. 5%
Reverse polarity protection		reverse polarity protected
Short-circuit protection		pulsing

Release date: 2025-05-22 Date of issue: 2025-05-22 Filename: 304615-0175_eng.pdf

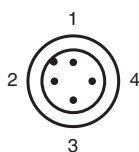
Technical Data

Voltage drop	U_d	$\leq 1.5 \text{ V}$
Operating current	I_L	0 ... 100 mA
Off-state current	I_r	0 ... 0.2 mA
No-load supply current	I_0	$\leq 10 \text{ mA}$
Time delay before availability	t_v	$\leq 100 \text{ ms}$
Switching state indicator		Multihole-LED, yellow
Functional safety related parameters		
MTTF _d		960 a
Mission Time (T _M)		20 a
Diagnostic Coverage (DC)		0 %
Compliance with standards and directives		
Standard conformity		
Standards		EN IEC 60947-5-2
Approvals and certificates		
UL approval		cULus Listed, General Purpose
CCC approval		CCC approval / marking not required for products rated $\leq 36 \text{ V}$
Ambient conditions		
Ambient temperature		-25 ... 85 °C (-13 ... 185 °F)
Storage temperature		-40 ... 85 °C (-40 ... 185 °F)
Mechanical specifications		
Connection type		Connector plug
Housing material		brass, nickel-plated
Sensing face		LCP
Degree of protection		IP65 / IP66 / IP67
Connector		
Threading		M12 x 1
Number of pins		4
Mass		10 g
Dimensions		
Length		65 mm
Diameter		6.5 mm

Connection



Connection Assignment



Connection Assignment

Wire colors in accordance with EN 60947-5-2

1		BN	(brown)
2		WH	(white)
3		BU	(blue)
4		BK	(black)