

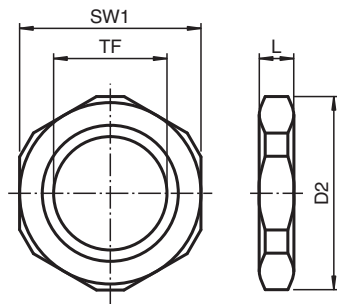


Locknuts

LN.M40.BN.K25

- Brass nickel-plated
- Thread M40
- Packaging unit: 25 pieces

Dimensions



Dimension values see data table.
Image and drawing are generic for this component type and may deviate from the specific variant.

Legend	
D2	Width across corners
L	Total length
SW1	Width across flats
TF	Thread size female

Technical Data
















Mechanical specifications	
Thread type	metric ISO pitch 1.5 mm
Thread size female (TF)	M40
Material	brass, nickel-plated
Finish	inherent color silver
Dimensions	
Width across corners (D2)	51 mm

Release date: 2020-06-02 Date of issue: 2020-06-02 Filename: 312479_eng.pdf

Technical Data

Width across flats (SW1)	46 mm
Total length (L)	5 mm
General information	
Delivery quantity	25
Scope of delivery	Locknuts

Matching system components

	CG.AR.M40.SS.C.16.K10
	CG.AR.M40.BN.C.16.K05
	CG.CO.M40.BN.C.18.K05
	CG.EM.M40.BN.C.20.K05
	CG.EM.M40.SS.C.20.K05
	CG.NA.M40S.BN. C.18.K05
	CG.NA.M40S.SS. C.18.K05
	AD.M40.M32.BN. C.18.K20
	AD.M40.NPT1-1/2.BN. C.18.K20
	AD.M40.NPT1-1/2.SS. C.18.K20
	AD.M40.NPT1-1/4.BN. C.18.K20
	AD.M40.NPT1-1/4.SS. C.18.K20
	SP.MD.M40.BN.C.17.K10
	SP.MD.M40.SS.C.17.K10
	SP.PE.M40.PA.C.18.K10