



AS-Interface gateway

VBG-EP1-KE5-D

- Gateway compliant with AS-Interface specification 3.0
- One AS-Interface network
- Web-based configuration
- Commissioning via mobile devices possible
- IIoT-ready thanks to REST API
- Multiprotocol capability for PROFINET and EtherNet/IP

PROFINET / EtherNet/IP gateway for 1 AS-Interface network



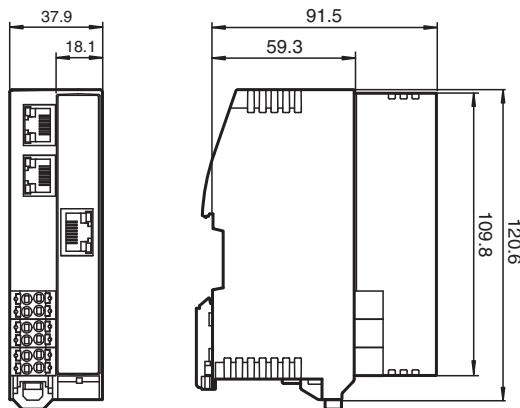
EtherNet/IP™



Function

The VBG-EP1-KE5-D is a PROFINET gateway for 1 AS-Interface network according to AS-Interface specification 3.0. The gateway is used to connect AS-Interface systems to higher-level PROFINET controllers. Thanks to its particularly slim housing design with IP20 protection, it is particularly suitable for use in control cabinets. The gateway is supplied either from the AS-Interface or the AUX cable. All settings of the AS-Interface network are made via the RJ45 service interface and a standard web browser. For easy commissioning, the settings made can be stored on a micro SD card and transferred to other devices as required.

Dimensions



Technical Data

General specifications

AS-Interface specification	V3.0
Earth fault detection	EFD integrated
Diagnostics function	Extended function via diagnostics interface
UL File Number	E223772
MTBF	at 40 °C 60.7 a

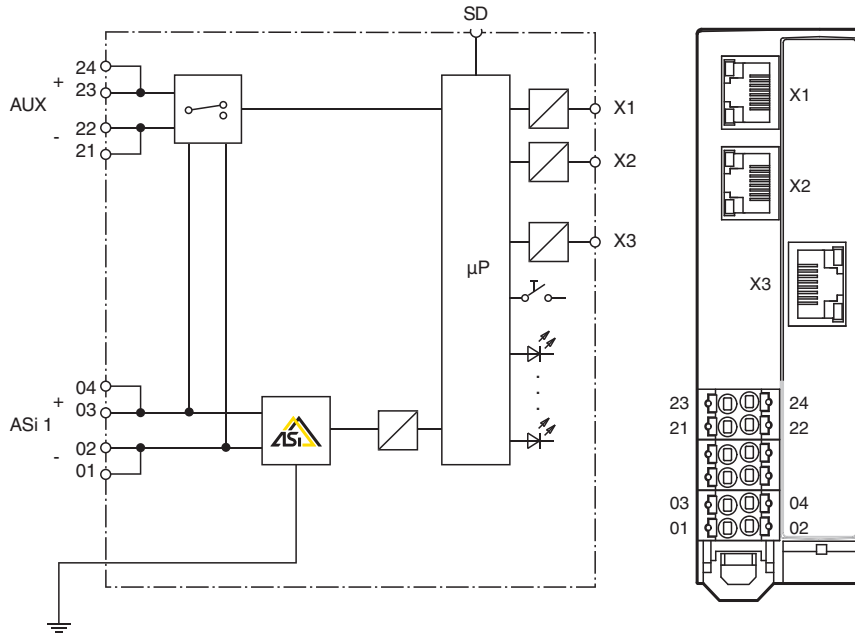
Indicators/operating means

LED indication	see manual
----------------	------------

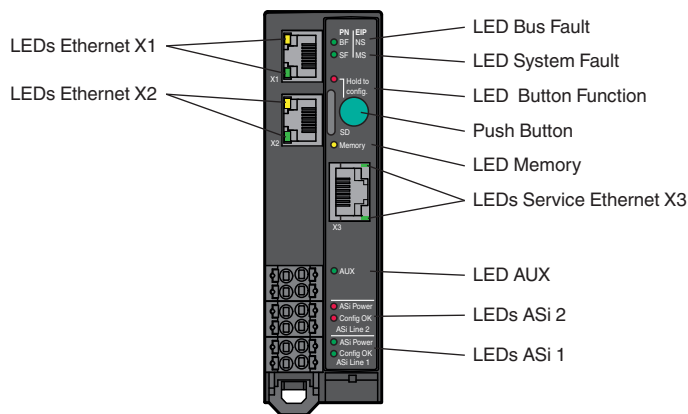
Technical Data

Button		Saving the Configuration and Reset
Electrical specifications		
Rated operating voltage	U_e	from AS-Interface 18 ... 31.6 V from AUX 20 ... 30 V
Rated operating current	I_e	≤ 220 mA from AS-Interface segment 1 ≤ 170 mA from AUX
Protection class		III
Nominal voltage		from AS-Interface 30 V DC from AUX 24 V DC
Interface 1		
Interface type		Fieldbus
Physical		2 x RJ-45
Protocol		HTTP EtherNet/IP PROFINET IO
Transfer rate		10 MBit/s / 100 MBit/s , Automatic baud rate detection
Interface 2		
Interface type		Service interface
Physical		1 x RJ45
Transfer rate		100 MBit/s
Interface 3		
Interface type		SD card slot
Connection		
Ethernet		RJ45
AUX/AS-Interface		removable spring clamp terminals
Directive conformity		
Electromagnetic compatibility		
Directive 2014/30/EU		EN 62026-2:2013 EN 61000-6-2:2005, EN 61000-6-4:2007
Standard conformity		
Electromagnetic compatibility		EN 61000-6-2:2005, EN 61000-6-4:2007
Degree of protection		EN 60529:2000
AS-Interface		EN 62026-2:2013
Shock resistance		EN 61131-2:2004
Ambient conditions		
Ambient temperature		-25 ... 60 °C (-13 ... 140 °F)
Storage temperature		-40 ... 85 °C (-40 ... 185 °F)
Cold start temperature		-40 °C (-40 °F)
Relative humidity		≤ 95 % non-condensing
Altitude		≤ 5000 m above MSL
Mechanical specifications		
Degree of protection		IP20 (Manufacturer declaration)
Material		PA 66-FR
Mass		185 g
Dimensions		
Height		125 mm
Width		38 mm
Length		99 mm
Construction type		DIN-rail mounting

Connection



Indication



Release date: 2024-02-15 Date of issue: 2024-02-15 Filename: 322546_eng.pdf