



Distance sensor

OMR150M-R1000-SSI-V1V1B-T



- Version for low temperature applications
- Switchable SSI/RS-422 interface
- Maximum measurement accuracy
- Red laser as the light emitter
- Display and keypad for parameter settings
- Compact and space-saving design

Distance sensor for positioning tasks accurate to the millimeter, PRT, measuring range up to 150 m, SSI/RS-422 interface, M12 plug



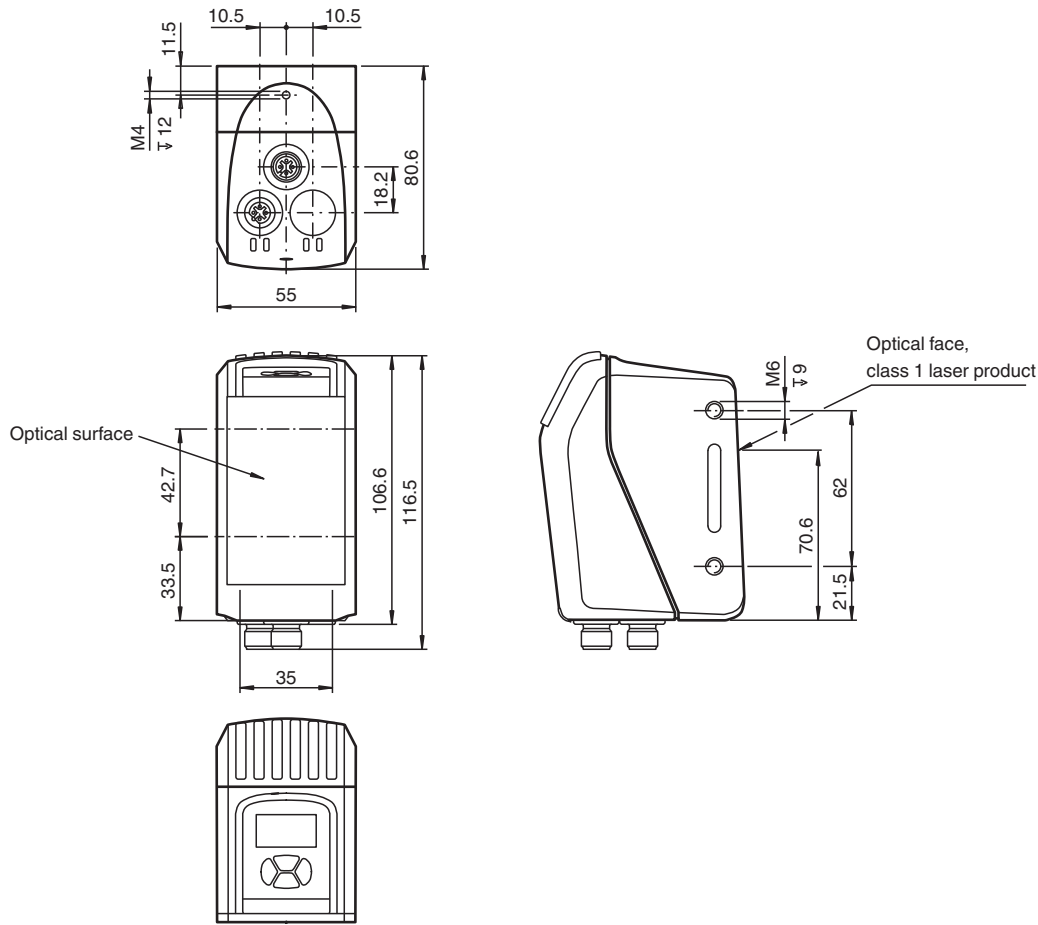
Function

The R1000 family is based on pulse ranging technology (PRT) by Pepperl+Fuchs. For small and large ranges, these distance sensors are very precise which makes them ideally suitable for positioning tasks. The red laser diode is clearly visible, allowing direct alignment of the device for reliable operation.

Application

- Precise positioning of stock feeders
- Precise and rapid positioning of moving carriages
- For use on gantry cranes and lifting equipment

Dimensions



Technical Data

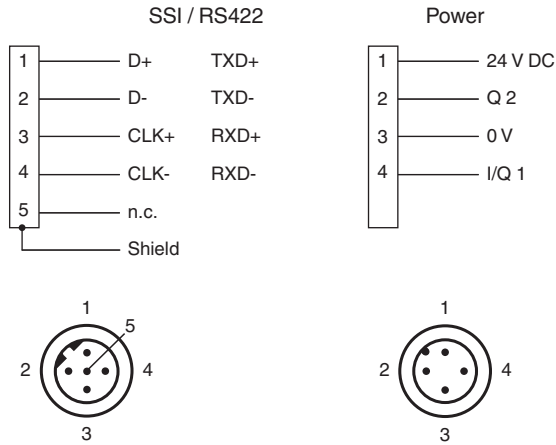
General specifications

Measuring range	0.3 ... 150 m
Reference target	REF-500MMx500MM (Foil reflector 500 mm x 500 mm) REF-250MMx250MM (Film reflector 250 mm x 250 mm) up to 75 m
Light source	laser diode
Light type	modulated visible red light
Laser nominal ratings	
Note	LASER LIGHT , DO NOT STARE INTO BEAM
Laser class	1
Wave length	660 nm
Beam divergence	< 5 mrad
Pulse length	5 ns
Repetition rate	300 kHz
max. pulse energy	< 2 nJ
Measuring method	Pulse Ranging Technology (PRT)
Max. Motion velocity	15 m/s
Diameter of the light spot	< 75 cm at 150 m
Ambient light limit	> 80000 Lux
Resolution	0.1 mm , adjustable
Temperature influence	0.03 mm/K
Functional safety related parameters	
MTTF _d	> 100 a

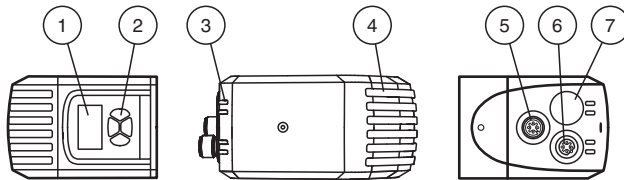
Technical Data

Mission Time (T _M)		10 a
Diagnostic Coverage (DC)		0 %
Indicators/operating means		
Function indicator		6 LEDs
Control elements		Control panel (4 membrane keys) for setting parameters
Parameterization indicator		Illuminated display for displaying measured values and parameterization
Electrical specifications		
Operating voltage	U _B	10 ... 30 V DC
No-load supply current	I ₀	660 mA (18 V) ... 400 mA (30 V)
Time delay before availability	t _v	< 1 s
Interface		
Interface type		SSI
Monoflop time		20 μs
Clock frequency		0.1 ... 1 MHz
Interface 1		
Interface type		RS-422
Read out rate		4.8 ... 115.2 kBit/s
Input/Output		
Input/output type		2 inputs/outputs, independent configuration, short-circuit protected, reverse polarity protected
Output		
Switching voltage		max. 30 V DC
Switching current		max. 100 mA , resistive load
Voltage drop	U _d	≤ 1.5 V DC
Conformity		
Product standard		EN 60947-5-2
Laser safety		EN 60825-1:2014
Measurement accuracy		
Measured value output		1 ms
Average data age		3 ms , 6 ms , 12 ms , 25 ms , adjustable
Absolute accuracy		typ. ± 2.5 mm
Repeat accuracy		< 1 mm
Approvals and certificates		
Protection class		III (rated insulation voltage 50 V)
UL approval		cULus Listed, Class 2 Power Source, Type 1 enclosure
FDA approval		IEC 60825-1:2014 Complies with 21 CFR 1040.10 and 1040.11 except for conformance with IEC 60825-1 Ed. 3 as described in Laser Notice 56, dated May 8, 2019.
Ambient conditions		
Ambient temperature		-30 ... 60 °C (-22 ... 140 °F)
Storage temperature		-40 ... 75 °C (-40 ... 167 °F)
Relative humidity		95 % , no moisture condensation
Mechanical specifications		
Degree of protection		IP67
Connection		4-pin, M12x1 connector, A-coded (supply) , 5-pin, M12x1 connector, B-coded (SSI)
Material		
Housing		ABS / PC
Optical face		PMMA , hard coated
Mass		approx. 300 g
Dimensions		
Height		106.6 mm
Width		55 mm
Depth		80.6 mm

Connection Assignment



Assembly

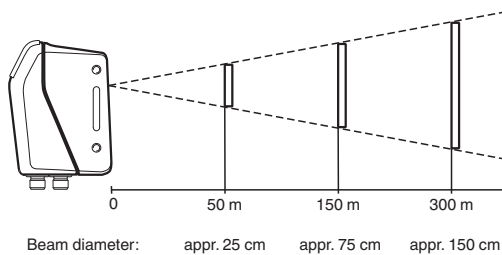


1	Display
2	Buttons
3	LEDs 4x
4	LEDs 6x
5	Connector 1, PWR
6	Connector 2, SSI
7	not connected

Mounting

Beam divergence

R1000

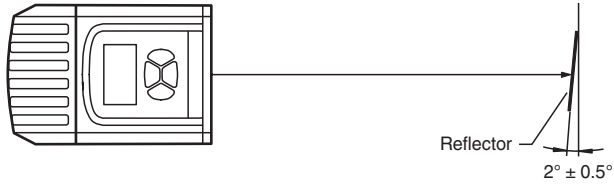


Release date: 2025-03-03 Date of issue: 2025-03-03 Filename: 324444-100003_eng.pdf

Mounting

Reflector arrangement

R1000



Release date: 2025-03-03 Date of issue: 2025-03-03 Filename: 324444-100003_eng.pdf