


Inductive sensor

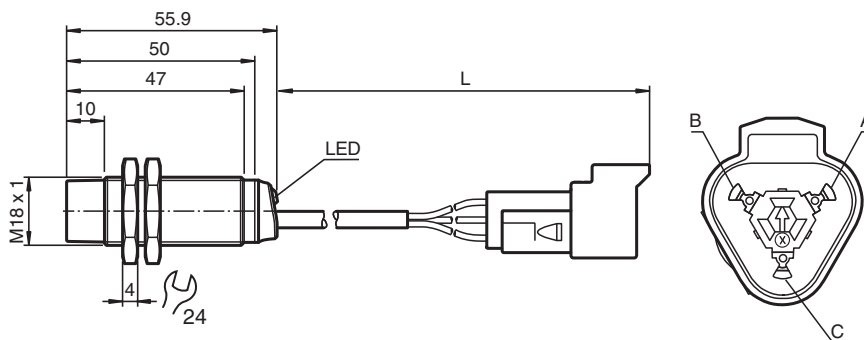
NBN8-18GM50-E2-Y0186



- 8 mm non-flush
- Extended temperature range
-40 ... +85 °C
- Extended operating voltage range
- Flexible use with versatile mounting opportunities



Dimensions



Technical Data

General specifications

| | | |
|------------------------------|-------|---|
| Switching function | | Normally open (NO) |
| Output type | | PNP |
| Rated operating distance | s_n | 8 mm |
| Installation | | non-flush |
| Output polarity | | DC |
| Assured operating distance | s_a | 0 ... 6.48 mm |
| Actuating element | | mild steel, e. g. 1.0037, SR235JR (formerly St37-2) 24 mm x 24 mm x 1 mm |
| Reduction factor r_{Al} | | 0.44 |
| Reduction factor r_{Cu} | | 0.42 |
| Reduction factor r_{304} | | 0.76 |
| Reduction factor r_{Brass} | | 0.52 |
| Output type | | 3-wire |
| Nominal ratings | | |
| Operating voltage | U_B | 5 ... 36 V |
| Switching frequency | f | 0 ... 1650 Hz |

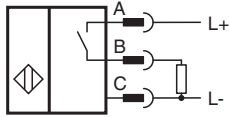
Release date: 2025-02-20 Date of issue: 2025-02-20 Filename: 326163-0186_eng.pdf

Technical Data

| | | |
|---|-----------|---|
| Hysteresis | H | typ. 5 % |
| Reverse polarity protection | | reverse polarity protected |
| Short-circuit protection | | pulsing |
| Voltage drop | U_d | ≤ 1 V |
| Operating current | I_L | 0 ... 200 mA |
| Off-state current | I_r | max. 20 μ A |
| No-load supply current | I_o | ≤ 10 mA |
| Time delay before availability | t_v | ≤ 10 ms |
| Switching state indicator | | LED, yellow |
| Functional safety related parameters | | |
| MTTF _d | | 1708 a |
| Mission Time (T _M) | | 20 a |
| Diagnostic Coverage (DC) | | 0 % |
| Conformity | | |
| PWIS conformity | | VDMA 24364-C1/T100°C-W |
| Compliance with standards and directives | | |
| Standard conformity | | |
| Standards | | EN IEC 60947-5-2 |
| Approvals and certificates | | |
| Protection class | | II |
| Rated insulation voltage | U_i | 36 V |
| Rated impulse withstand voltage | U_{imp} | 500 V |
| UL approval | | UL Recognized , General purpose , Class 2 power source |
| CCC approval | | CCC approval / marking not required for products rated ≤ 36 V |
| Ambient conditions | | |
| Ambient temperature | | sensor: -40 ... 85 °C (-40 ... 185 °F) Cable: -25 ... 70 °C (-13 ... 158 °F) |
| Storage temperature | | -40 ... 70 °C (-40 ... 158 °F) |
| Mechanical specifications | | |
| Connection type | | fixed cable with plug |
| Housing material | | brass , white bronze coated |
| Sensing face | | PBT , green |
| Degree of protection | | IP65 / IP66 / IP67 / IP68 |
| Connector | | |
| Number of pins | | 3 |
| Connection assembly | | Deutsch connector DT04 3P-P004 Deutsch Contact 0460-202-16141 Deutsch wedge W3P |
| Cable | | |
| Cable diameter | | 5.2 mm \pm 0.2 mm |
| Bending radius | | > 10 x cable diameter |
| Material | | PVC |
| Color | | black |
| Number of cores | | 3 |
| Core cross section | | 0.5 mm ² |
| Length | L | 0.7 m |
| Dimensions | | |
| Length | | 56 mm |
| Diameter | | 18 mm |
| Mounting | | with nuts, M18 |
| Tightening torque | | ≤ 30 Nm |
| General information | | |
| Scope of delivery | | 2 self locking nuts in scope of delivery |

Release date: 2025-02-20 Date of issue: 2025-02-20 Filename: 326163-0186_eng.pdf

Connection



Release date: 2025-02-20 Date of issue: 2025-02-20 Filename: 326163-0186_eng.pdf