

# Background suppression sensor

## RL23-8-H-1000-IR/47/92/104

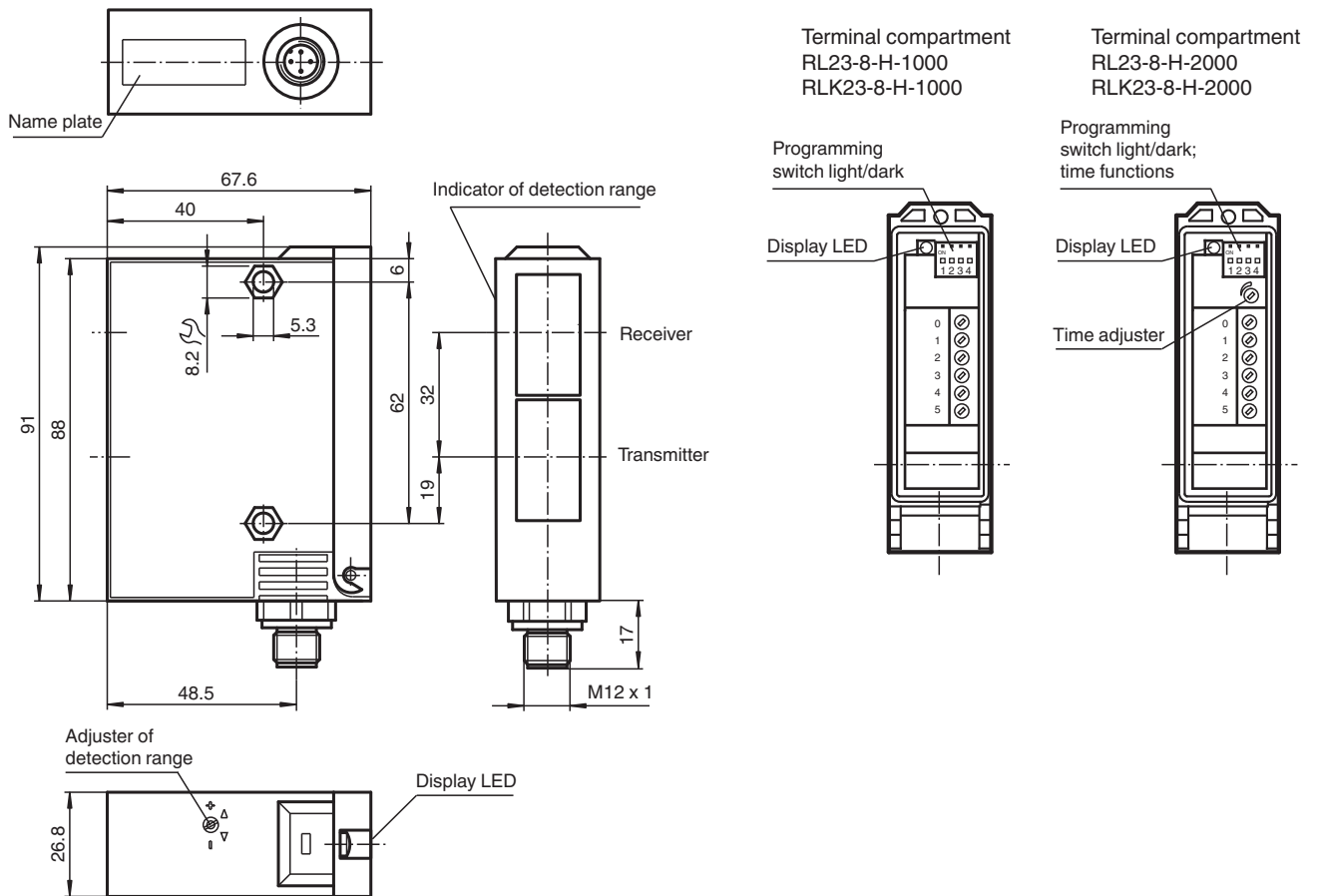


- Adjustable background suppression
- Infrared light
- Sturdy plastic housing
- Optical surface made of scratch-resistant glass
- Protected against mutual interference (no cross-talk)

Background suppression sensor



### Dimensions

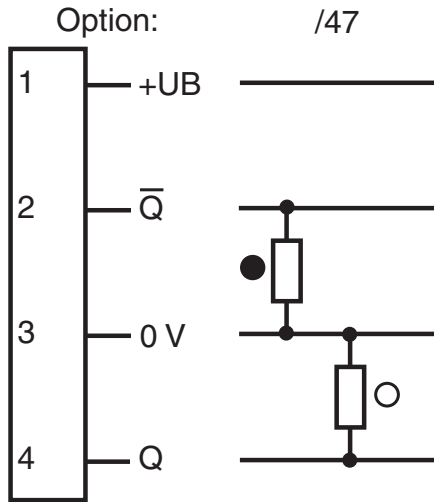


Release date: 2023-04-04 Date of issue: 2023-04-04 Filename: 419448\_eng.pdf

## Technical Data

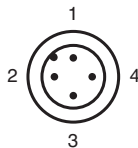
General specifications		
Detection range		50 ... 1000 mm
Detection range min.		50 ... 150 mm
Detection range max.		50 ... 1000 mm
Light source		IREd
Light type		modulated infrared light
Black-white difference (6 %/90 %)		< 10 %
Diameter of the light spot		25 mm at 1000 mm sensor range
Opening angle		1.5 °
Ambient light limit		12000 Lux
Functional safety related parameters		
MTTF <sub>d</sub>		540 a
Mission Time (T <sub>M</sub> )		20 a
Diagnostic Coverage (DC)		60 %
Indicators/operating means		
Function indicator		LED yellow, lights up with receiver lit
Control elements		Programming switch for light/dark switching
Control elements		Sensing range adjuster
Electrical specifications		
Operating voltage	U <sub>B</sub>	10 ... 30 V DC
Ripple		10 %
No-load supply current	I <sub>0</sub>	100 mA
Output		
Switching type		light/dark on
Signal output		2 PNP, complementary, short-circuit protected, reverse polarity protected
Switching voltage		30 V DC
Switching current		max. 200 mA
Switching frequency	f	10 Hz
Response time		50 ms
Conformity		
Product standard		EN 60947-5-2
Approvals and certificates		
UL approval		cULus
CCC approval		CCC approval / marking not required for products rated ≤36 V
Ambient conditions		
Ambient temperature		-20 ... 60 °C (-4 ... 140 °F)
Storage temperature		-20 ... 75 °C (-4 ... 167 °F)
Mechanical specifications		
Housing width		26.8 mm
Housing height		91 mm
Housing depth		67.6 mm
Degree of protection		IP65
Connection		4-pin, M12 x 1 connector
Material		
Housing		Terluran® GV15
Optical face		glass
Mass		180 g

**Connection Assignment**



○ = Light on  
● = Dark on

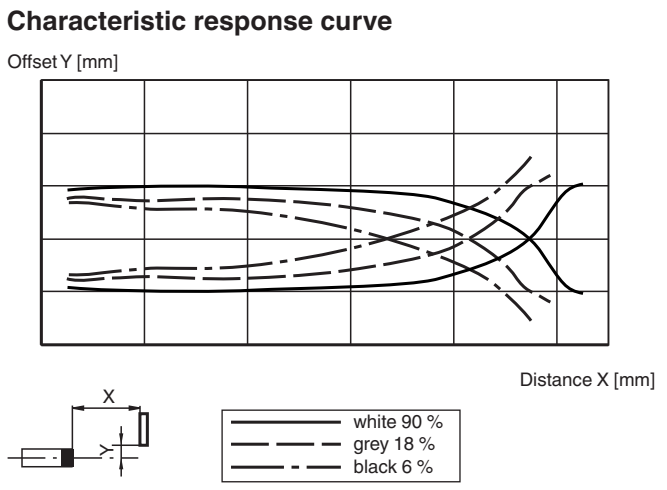
**Connection Assignment**



Wire colors in accordance with EN 60947-5-2

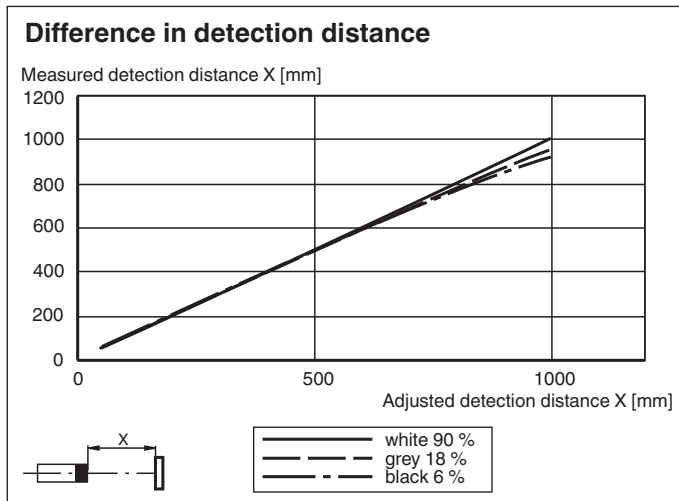
1	BN	(brown)
2	WH	(white)
3	BU	(blue)
4	BK	(black)

**Characteristic Curve**







Release date: 2023-04-04 Date of issue: 2023-04-04 Filename: 419448\_eng.pdf

## Characteristic Curve



## Accessories

	<b>OMH-05</b>	Mounting aid for round steel $\varnothing$ 12 mm or sheet 1.5 mm ... 3 mm
	<b>OMH-21</b>	Mounting bracket: mounting aid for sensors in the RL* series
	<b>OMH-22</b>	Mounting aid for RL* series
	<b>OMH-RLK29-HW</b>	Mounting bracket for rear wall mounting

**Light-on/dark-on changeover switch**

	Dark on
	Light on