

Receptacles

V15S-M16-500

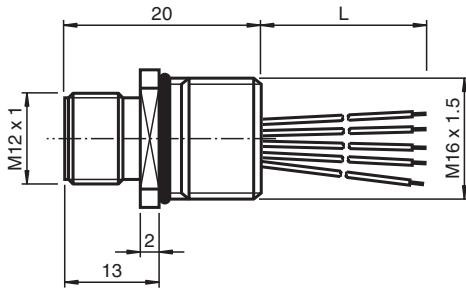


- Front/screw mounting
- Suitable for 2-, 3- and 4-wire technology

Receptacles, M12/M16, 5-pin



Dimensions



Technical Data

General specifications

Connector 1

Connection	plug
Construction type	M12
Style	straight
Locking	screw connection
Number of pins	5
Coding	A-coded

Connector 2

Connection	cable end
------------	-----------

Electrical specifications

Operating voltage	U_B	max. 60 V AC/DC
Test voltage		> 2000 V _{eff} AC
Operating current	I_B	max. 4 A
Volume resistance		< 3 m Ω
Insulation resistance		min. 100 M Ω

Conformity

Degree of protection	EN 60529
Plug connection	connector M12 x 1 : IEC 61076-2-101
Flammability	UL 94

Approvals and certificates

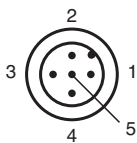
UL File Number	E191152
----------------	---------

Release date: 2025-02-17 Date of issue: 2025-02-17 Filename: 456937_eng.pdf

Technical Data

Ambient conditions		
Ambient temperature		
Cable, fixed installation		-40 ... 85 °C (-40 ... 185 °F)
Cable, flexing		-25 ... 85 °C (-13 ... 185 °F)
Pollution degree		3
Mechanical specifications		
Plug connector		
Mating cycles		min. 100
Degree of protection		IP67
Connection		tinned copper single leads, Ø1.2 ±0.07 mm
Cable		
Number of cores		5
Core cross section		0.34 mm ²
Cores color		Core 1: brown Core 2: white Core 3: blue Core 4: black Core 5: grey
Core construction		7 x 0.25 mm Ø AWG 22
Length	L	500 mm
Installation		Front mounting M16 , tightening torque: 3 ... 4 Nm
Mass		21 g
Material		
Plug connector		
Screw connection		Zinc diecast, nickel-plated
Seal		FKM
Contact surface		gold plated (Au)
Flammability		V-0
Cable		
Core insulation		TPE
General information		
Scope of delivery		locknut not included

Connection Assignment

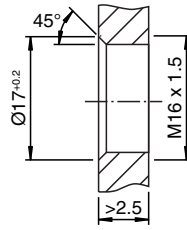


- 1 ■ BN
- 2 ■ WH
- 3 ■ BU
- 4 ■ BK
- 5 ■ GY

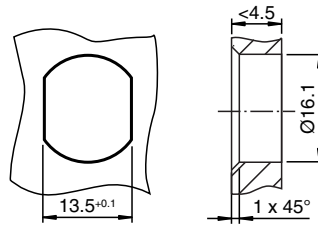
Release date: 2025-02-17 Date of issue: 2025-02-17 Filename: 456937_eng.pdf

Mounting

Housing cutout for M16 fastening thread, mounting panel with thread:



Housing cutout for M16 fastening thread, mounting panel with feed-through hole (alternatively with surface as protection against rotation):



Release date: 2025-02-17 Date of issue: 2025-02-17 Filename: 456937_eng.pdf