



2-D LiDAR Sensor OBD30M-R2000-4EP-V1V17-T-1L



- 4 freely programmable monitoring fields
- 4 inputs/outputs (selectable)
- High operating range
- High angle resolution
- Deep-freeze applications
- 360°-angle of measurement
- Measuring method PRT (Pulse Ranging Technology)

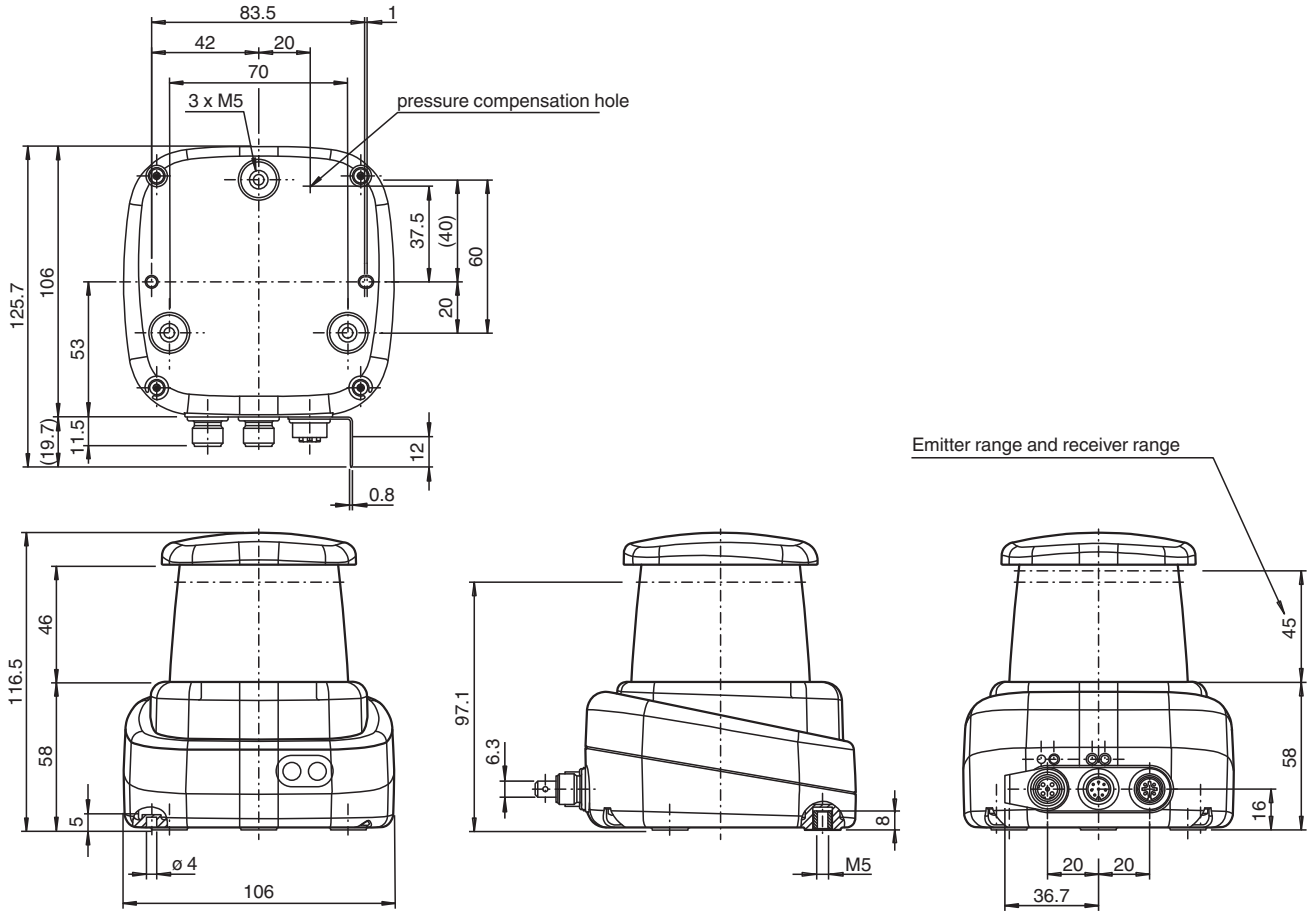
R2000 Detection, 2-D LiDAR sensor for precise field monitoring, measuring range to object up to 30 m with three M12 x 1 connector plugs



Function

Based on Pulse Ranging Technology (PRT), the sensor is powerful for measurements with a long range and a small light spot. The device scans its environment over the complete measuring angle of 360°. Due to the high scanning frequency, this sensor type is suitable for advanced applications. The device meets laser class 1 and is eye safe. Additional precautions to protect the operating personnel are not required. The interactive all-round display integrated in the optical surface can freely display individual texts and graphics. A wide range of accessories enables the sensor to be used in different applications. A PACTware device type manager (DTM) specially developed for this series offers extensive configuration and diagnostic options.

Dimensions



Technical Data

General specifications

Measuring range	0.1 ... 10 m (black 10%) 0,1 ... 30 m (white 90 %) 0,1 ... 30 m (reflector) Min. reflectivity 2.5%
Light source	laser diode
Light type	modulated infrared light
Laser nominal ratings	
Note	LASER RADIATION , DO NOT STARE INTO BEAM
Laser class	1
Wave length	905 nm
Beam divergence	transversal 2 mrad , longitudinal 10 mrad
Pulse length	5 ns
Repetition rate	54 kHz
max. pulse energy	< 94 nJ
Measuring method	Pulse Ranging Technology (PRT)
Scan rate	10 Hz, 20 Hz, 30 Hz
Scanning angle	360°
Diameter of the light spot	25 mm x 105 mm at 10 m
Ambient light limit	80000 Lux
Functional safety related parameters	
MTTF _d	75 a
Mission Time (T _M)	20 a

Release date: 2025-02-03 Date of issue: 2025-02-03 Filename: 70112346_eng.pdf

Technical Data

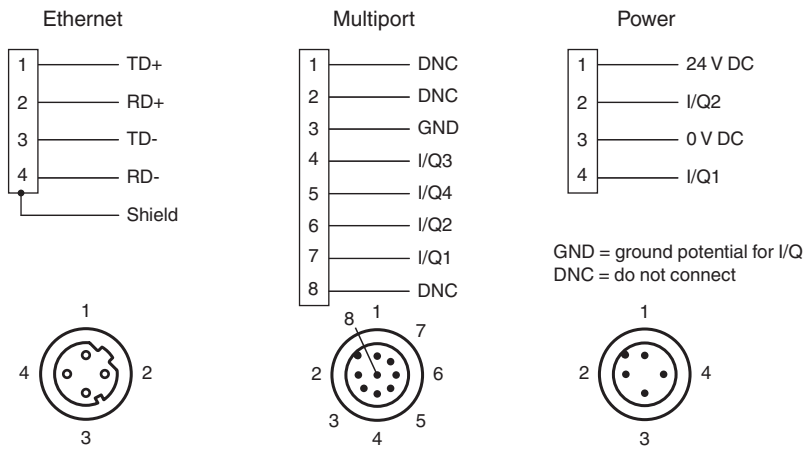
Diagnostic Coverage (DC)		0 %
Indicators/operating means		
Operation indicator		LED green
Data flow indicator		LED yellow: active ethernet LED green: Ethernet link
Function indicator		LED red: fault LED yellow: Q1 + Q2
Control elements		2 Button
Parameterization indicator		24 x 252 pixels , red
Electrical specifications		
Operating voltage	U_B	10 ... 30 V DC
Ripple		10 % within the supply tolerance
No-load supply current	I_0	≤ 400 mA / 24 V DC
Power consumption	P_0	< 10 W
Time delay before availability	t_v	< 40 s
Integrated application		
Application		Field monitoring
Number of fields		4
Response time		30 ms + 1 Scan duration
Detectable object shape		Almost any
Object size		> 1 mm
Linking fields		Up to 4 x 3 levels
Interface		
Interface type		4 x switching inputs/outputs (selectable)
Input/Output		
Input/output type		4 Inputs/Outputs , Independently configurable , short circuit/reverse polarity protected
Input		
Switching threshold		low: $U_e < 5$ V, high: $U_e > 10$ V
Output		
Switching threshold		low: $U_a < 1$ V, high: $U_a > U_b - 2$ V
Switching current		100 mA per output
Conformity		
Product standard		IEC 61000-6-2
Shock resistance		EN 60068-2-27
Vibration resistance		EN 60068-2-6
Laser safety		EN 60825-1:2014
Measurement accuracy		
Measuring speed		54000 measurements per second
Angle resolution		0,071°; 0,15°; 0,2°
Repeat accuracy		< 12 mm
Approvals and certificates		
Protection class		III (operating voltage 50 V)
UL approval		cULus Listed, Class 2 Power Source, Type 1 enclosure
CCC approval		CCC approval / marking not required for products rated ≤ 36 V
FDA approval		IEC 60825-1:2014 Complies with 21 CFR 1040.10 and 1040.11 except for conformance with IEC 60825-1 Ed. 3 as described in Laser Notice 56, dated May 8, 2019.
Ambient conditions		
Ambient temperature		-30 ... 50 °C (-22 ... 122 °F)
Storage temperature		-40 ... 70 °C (-40 ... 158 °F)
Relative humidity		95 % , no moisture condensation
Mechanical specifications		
Degree of protection		IP67

Release date: 2025-02-03 Date of issue: 2025-02-03 Filename: 70112346_eng.pdf

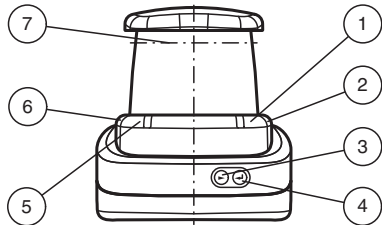
Technical Data

Connection	4-pin, M12x1 connector, standard (supply) , 8-pin, M12x1 connector, A-coded (MultiPort) , 4-pin, M12x1 socket, D-coded (LAN)
Material	
Housing	ABS + PC + Aluminum
Optical face	PMMA
Mass	approx. 0.8 kg
Dimensions	
Height	116.5 mm
Width	106 mm
Length	106 mm

Connection Assignment



Assembly



1	Operating status	green
2	Fault indication	red
3	Menu button	
4	Menu button	
5	Q2 signal indicator	yellow
6	Q1 signal indicator	yellow
7	Laser outlet	

Release date: 2025-02-03 Date of issue: 2025-02-03 Filename: 70112346_eng.pdf