



Retroreflective sensor

OBR5500-18GK40-E2-V1



- Short design in M18 plastic housing
- Not sensitive to ambient light
- Degree of protection IP67
- Very high detection range

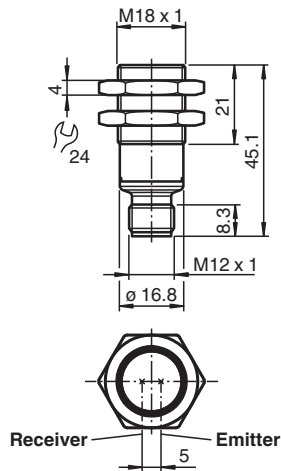
Retroreflective sensor



Function

The optical sensors of this series have an M18 threaded housing that is optionally available in plastic or metal. The sensors are robust and versatile. Focusing on the essential requirements simplifies selection and commissioning, saving time and costs.

Dimensions



Technical Data

General specifications

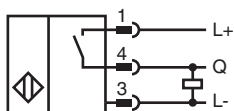
| | |
|----------------------------|-----------------------------|
| Effective detection range | 0 ... 5.5 m |
| Reflector distance | 0 ... 5.5 m |
| Threshold detection range | 7.8 m |
| Reference target | reflector C110-2 |
| Light source | LED |
| Light type | modulated visible red light |
| Polarization filter | yes |
| Diameter of the light spot | approx. 350 mm at 5.5 m |
| Opening angle | approx. 2.6 ° |
| Optical face | frontal |
| Ambient light limit | EN 60947-5-2 40000 Lux |

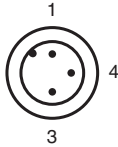
Release date: 2022-05-12 Date of issue: 2022-05-12 Filename: 70113328-100039_eng.pdf

Technical Data

| Functional safety related parameters | | |
|--------------------------------------|----------------|--|
| MTTF _d | | 1552 a |
| Mission Time (T _M) | | 20 a |
| Diagnostic Coverage (DC) | | 0 % |
| Indicators/operating means | | |
| Operation indicator | | LED green: on - power on flashing (4 Hz) - short circuit |
| Function indicator | | Yellow LED: Permanently lit - light path clear Permanently off - object detected Flashing (4 Hz) - insufficient operating reserve |
| Electrical specifications | | |
| Operating voltage | U _B | 10 ... 30 V DC |
| Ripple | | max. 10 % |
| No-load supply current | I ₀ | < 25 mA |
| Protection class | | III |
| Output | | |
| Switching type | | Q - Pin4: PNP normally open / dark-on |
| Signal output | | 1 PNP output, short-circuit protected, reverse polarity protected, open collector |
| Switching voltage | | max. 30 V DC |
| Switching current | | max. 100 mA , resistive load |
| Voltage drop | U _d | ≤ 1.5 V DC |
| Switching frequency | f | 500 Hz |
| Response time | | ≤ 1 ms |
| Conformity | | |
| Product standard | | EN 60947-5-2 |
| Approvals and certificates | | |
| UL approval | | E87056 , cULus Listed , class 2 power supply , type rating 1 |
| Ambient conditions | | |
| Ambient temperature | | -40 ... 60 °C (-40 ... 140 °F) |
| Storage temperature | | -40 ... 70 °C (-40 ... 158 °F) |
| Mechanical specifications | | |
| Degree of protection | | IP67 |
| Connection | | 3-pin, M12 x 1 connector |
| Material | | |
| Housing | | PC (Polycarbonate) |
| Optical face | | PMMA |
| Connector | | Plastic |
| Mass | | approx. 8 g |

Connection

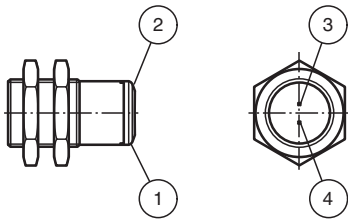




Wire colors in accordance with EN 60947-5-2

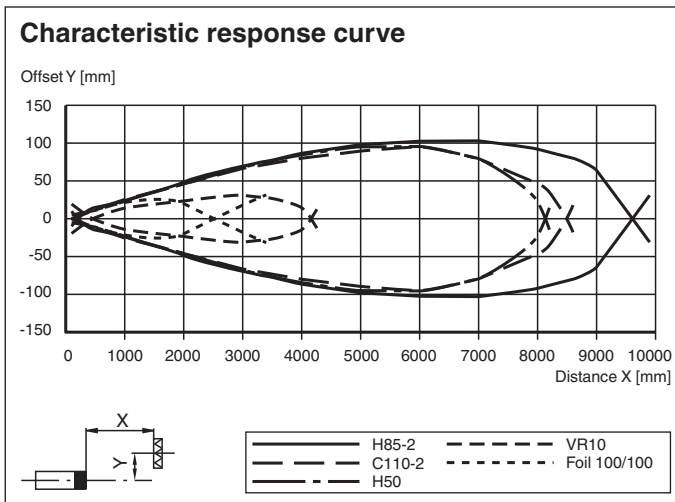
| | | |
|---|----|---------|
| 1 | BN | (brown) |
| 3 | BU | (blue) |
| 4 | BK | (black) |

Indication



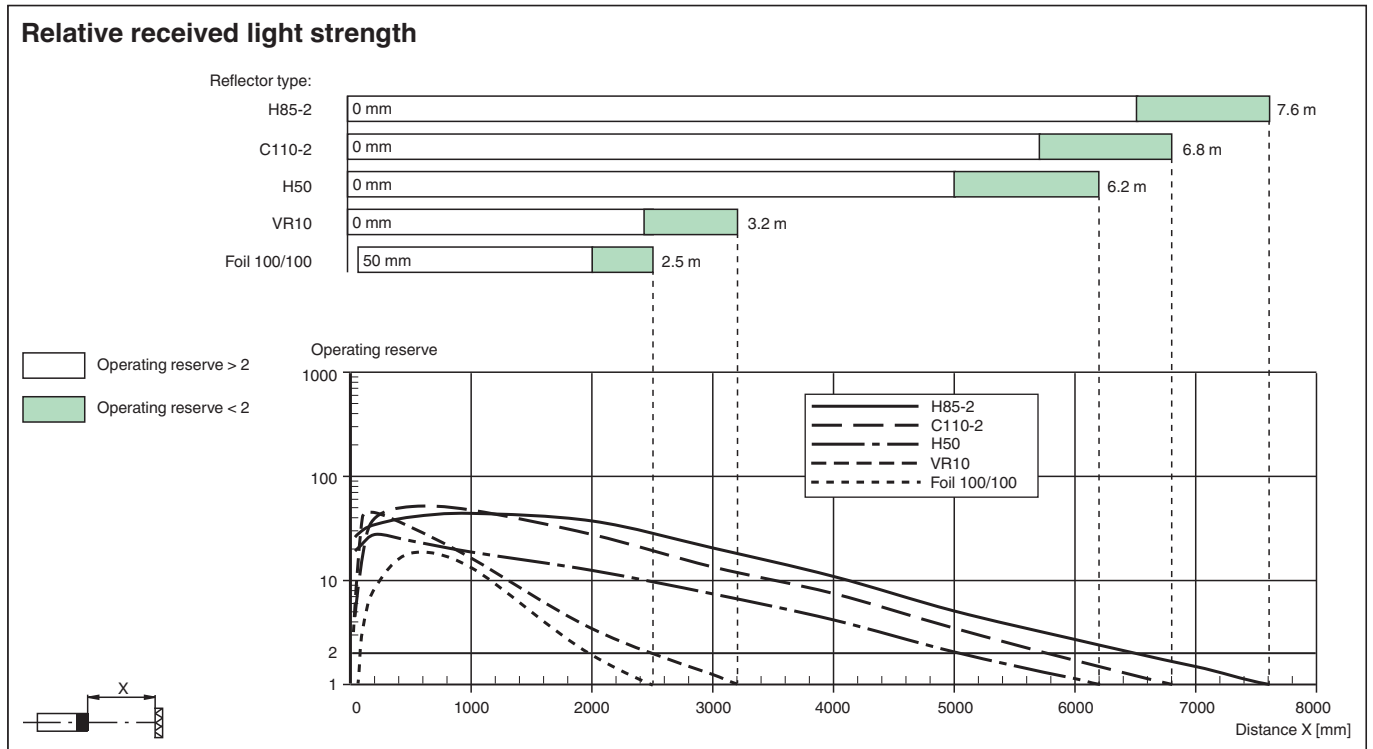
| | | |
|---|-------------------|--------|
| 1 | Operating display | green |
| 2 | Signal display | yellow |
| 3 | Emitter | |
| 4 | Receiver | |

Characteristic Curve



Release date: 2022-05-12 Date of issue: 2022-05-12 Filename: 70113328-100039_eng.pdf

Characteristic Curve



Accessories

| | | |
|--|--------------------|---|
| | V1-G-2M-PUR | Female cordset single-ended M12 straight A-coded, 4-pin, PUR cable grey |
| | V1-W-2M-PUR | Female cordset single-ended M12 angled A-coded, 4-pin, PUR cable grey |
| | CPZ18B03 | Mounting Bracket with swivel nut |
| | BF 18-F | Plastic mounting adapter, 18 mm |
| | BF 5-30 | Universal mounting bracket for cylindrical sensors with a diameter of 5 ... 30 mm |
| | BF 18 | Mounting flange, 18 mm |
| | OMH-04 | Mounting aid for round steel \varnothing 12 mm or sheet 1.5 mm ... 3 mm |
| | REF-H85-2 | Reflector, rectangular 84.5 mm x 84.5 mm, mounting holes |
| | REF-C110-2 | Reflector, round \varnothing 84 mm, central mounting hole |
| | REF-H50 | Reflector, rectangular 51 mm x 61 mm, mounting holes, fixing strap |
| | REF-VR10 | Reflector, rectangular 60 mm x 19 mm, mounting holes |

Release date: 2022-05-12 Date of issue: 2022-05-12 Filename: 70113328-100039_eng.pdf

Accessories



OFR-100/100

Reflective tape 100 mm x 100 mm