


# Breakout Box

## RocketPort® EXPRESS

### ICRPB-8DB25M-S-PM



- RS-232/422/485 software selectable interfaces
- Communication speeds up to 460 Kbps
- 25 KV surge protection
- DB-25 male connectors

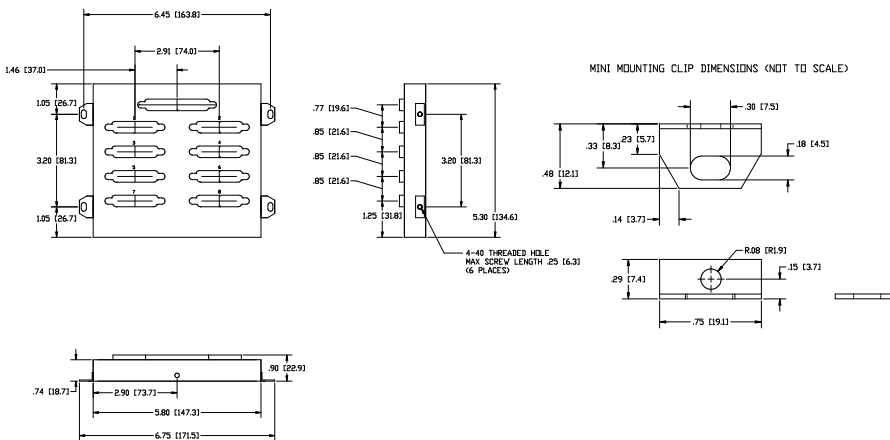
Surge protection and 8 DB-25M connectors



## Function

Flexible, reliable and high-speed serial port expansion. The RocketPort EXPRESS family comprises serial adapter cards compatible with systems supporting x1, x2, x4, x8, x12 or x16 PCI Express expansion slots. Cards are designed for standard and low-profile PCs and servers and ship with a low-profile and a standard-height bracket. All models feature software-selectable RS-232/422/485 serial communication at data transmission speeds up to 921 Kbps. Connection to serial devices are made utilizing RJ45, DB9 or DB25 fan-out cables or DB9 or DB25 interface boxes, depending on the selected model.

## Dimensions



## Technical Data

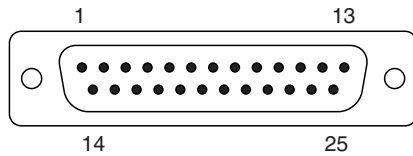
<b>General specifications</b>	
UL File Number	E185802
<b>Functional safety related parameters</b>	
MTBF	53.9 a
<b>Electrical specifications</b>	
Surge protection	25 KV / 200 A for 1 ns
<b>Interface</b>	
Interface type	Software selectable interfaces: RS-232 , RS-422 , RS-485
Physical	8 x DB25
Supported baud rates	300 to 460.8 Kbps
<b>Directive conformity</b>	
Electromagnetic compatibility	

Release date: 2024-08-28 Date of issue: 2024-08-28 Filename: 70116478\_eng.pdf

## Technical Data

Directive 2014/30/EU	EN 61000-4-2:2009 EN 61000-4-3:2006+A1:2008+A2:2010 EN 61000-4-4:2012 EN 61000-4-5:2014+A1:2017 EN 61000-4-6:2014 EN 61000-4-11:2004+A1:2017
RoHS	EN IEC 63000:2018
<b>Standard conformity</b>	
Electrical safety	CSA C22.2 No. 60950 / UL60950
Emitted interference	EN 55032:2015 FCC CFR 47, part 15, subpart B: 2017 ICES-003 AS/NZ5 CISPR 32, FCC Part 15 Subpart B Class A
Noise immunity	EN 55035:2017-07
<b>Ambient conditions</b>	
Ambient temperature	0 ... 60 °C (32 ... 140 °F)
Storage temperature	-20 ... 85 °C (-4 ... 185 °F)
Relative humidity	max. 95 % non-condensing
Altitude	0 ... 3048 m
<b>Mechanical specifications</b>	
Mass	567 g
<b>Dimensions</b>	
Height	22.9 mm
Width	116.8 mm
Length	139.7 mm
Construction type	Metal housing
Mounting	panel mount

## Connection Assignment



Pin	Assignment			
	RS-232	RS-422	RS-485 Full Duplex	RS-485 Half Duplex
1	n.c.	n.c.	n.c.	n.c.
2	TxD	TxD-	TxD-	TRxD-
3	RxD	RxD-	RxD-	n.c.
4	RTS	TxD+	TxD+	TRxD+
5	CTS	RxD+	RxD+	n.c.
6	DSR	n.c.	n.c.	n.c.
7	SIG GND	SIG GND	SIG GND	SIG GND
8	DCD	n.c.	n.c.	n.c.
9 ... 19	n.c.	n.c.	n.c.	n.c.
20	DTR	n.c.	n.c.	n.c.
21	n.c.	n.c.	n.c.	n.c.
22	RI	n.c.	n.c.	n.c.
23 ... 25	n.c.	n.c.	n.c.	n.c.