

Inductive sensor

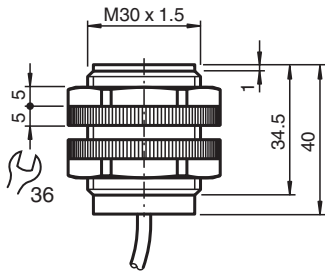
NJ15-30GK-SN-5M



- 15 mm non-flush
- Usable up to SIL 3 acc. to IEC 61508
- Degree of protection IP68
- ATEX-/IECEx-approvals for zone 0/1/20/21 (Ex i)
- ATEX-/IECEx-approvals for zone 2/22 (Ex ec/tc)
- 5 meter connection cable



Dimensions



Technical Data

General specifications		
Switching function		Normally closed (NC)
Output type		NAMUR with safety function
Rated operating distance	s_n	15 mm
Installation		non-flush
Assured operating distance	s_a	0 ... 12.15 mm
Reduction factor r_{AI}		0.4
Reduction factor r_{Cu}		0.3
Reduction factor r_{304}		0.85
Safety Integrity Level (SIL)		up to SIL3 acc. to IEC 61508 Danger! In safety-related applications the sensor must be operated with a qualified fail safe interface from Pepperl+Fuchs, such as KFD2-SH-EX1. Consider the "exida Functional Safety Assessment" document which is available on www.pepperl-fuchs.com as an integral part of this product's documentation.
Output type		2-wire
Nominal ratings		
Installation conditions		
A		18 mm
B		30 mm

Release date: 2025-06-13 Date of issue: 2025-06-17 Filename: 70133158_eng.pdf

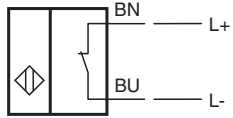
Technical Data

C		45 mm
F		90 mm
Nominal voltage	U _o	8.2 V (R _i approx. 1 kΩ)
Switching frequency	f	0 ... 100 Hz
Current consumption		
Measuring plate not detected		≥ 3 mA
Measuring plate detected		≤ 1 mA
Functional safety related parameters		
Safety Integrity Level (SIL)		SIL 3
MTTF _d		11850 a
Mission Time (T _M)		20 a
Diagnostic Coverage (DC)		0 %
Compliance with standards and directives		
Standard conformity		
NAMUR		EN 60947-5-6:2000 IEC 60947-5-6:1999
Standards		EN IEC 60947-5-2
Approvals and certificates		
IECEX approval		
Equipment protection level Ga		IECEX PTB 11.0092X
Equipment protection level Gb		IECEX PTB 11.0092X
Equipment protection level Gc (ec)		IECEX TUR 21.0017X
Equipment protection level Da		IECEX PTB 11.0092X
Equipment protection level Dc (tc)		IECEX TUR 21.0018X
Equipment protection level Mb		IECEX PTB 11.0092X
ATEX approval		
Equipment protection level Ga		PTB 00 ATEX 2049 X
Equipment protection level Gb		PTB 00 ATEX 2049 X
Equipment protection level Gc (ec)		TÜV 20 ATEX 8523 X
Equipment protection level Da		PTB 00 ATEX 2049 X
Equipment protection level Dc (tc)		TÜV 20 ATEX 8524 X
UL approval		
Ordinary Location		cULus Listed, General Purpose
Hazardous Location		E87056
Control drawing		E501628
CCC approval		116-0454
Hazardous Location		2020322315002308 2024322315005947 2024322315005860
Ambient conditions		
Ambient temperature		-40 ... 100 °C (-40 ... 212 °F)
Mechanical specifications		
Connection type		cable
Housing material		Crastin (PBT), black
Sensing face		Crastin (PBT), black
Degree of protection		IP68
Cable		
Cable diameter		6 mm ± 0.2 mm
Bending radius		> 10 x cable diameter
Material		silicone
Core cross section		0.75 mm ²
Length	L	5 m
Dimensions		
Length		40 mm

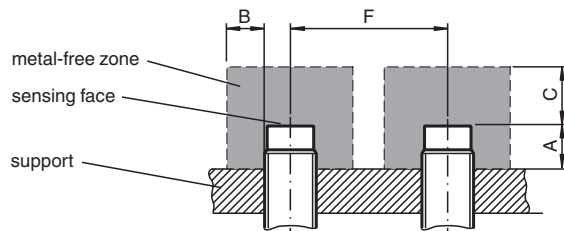
Technical Data

Diameter	30 mm
General information	
Scope of delivery	Supplied with 2 nuts
Use in the hazardous area	see instruction manuals

Connection Assignment



Installation Conditions



Application

**Danger!**

In safety-related applications the sensor must be operated with a qualified fail safe interface from Pepperl+Fuchs, such as KFD2-SH-EX1.

Consider the "exida Functional Safety Assessment" document which is available on www.pepperl-fuchs.com as an integral part of this product's documentation.