


Inductive sensor

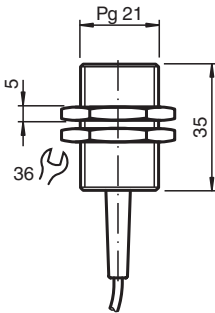
NJ6-22-SN-G-3M



- 6 mm flush
- Usable up to SIL 3 acc. to IEC 61508
- Degree of protection IP68
- ATEX-/IECEx-approvals for zone 0/1/20/21 (Ex i)
- ATEX-/IECEx-approvals for zone 2/22 (Ex ec/tc)
- 3 m connection cable



Dimensions



Technical Data

General specifications

Switching function		Normally closed (NC)
Output type		NAMUR with safety function
Rated operating distance	s_n	6 mm
Installation		flush
Assured operating distance	s_a	0 ... 4.86 mm
Reduction factor r_{AI}		0.4
Reduction factor r_{Cu}		0.3
Reduction factor r_{304}		0.85
Safety Integrity Level (SIL)		up to SIL3 acc. to IEC 61508 Danger! In safety-related applications the sensor must be operated with a qualified fail safe interface from Pepperl+Fuchs, such as KFD2-SH-EX1. Consider the "exida Functional Safety Assessment" document which is available on www.pepperl-fuchs.com as an integral part of this product's documentation.
Output type		2-wire
Nominal ratings		
Nominal voltage	U_o	8.2 V (R_f approx. 1 k Ω)
Switching frequency	f	0 ... 2000 Hz
Suitable for 2:1 technology		yes , with reverse polarity protection diode

Release date: 2025-06-13 Date of issue: 2025-06-17 Filename: 70133181_eng.pdf

Technical Data

Current consumption		
Measuring plate not detected		≥ 3 mA
Measuring plate detected		≤ 1 mA
Functional safety related parameters		
Safety Integrity Level (SIL)		SIL 3
MTTF _d		11850 a
Mission Time (T _M)		20 a
Diagnostic Coverage (DC)		0 %
Compliance with standards and directives		
Standard conformity		
NAMUR		EN 60947-5-6:2000 IEC 60947-5-6:1999
Standards		EN IEC 60947-5-2
Approvals and certificates		
IECEx approval		
Equipment protection level Ga		IECEx PTB 11.0092X
Equipment protection level Gb		IECEx PTB 11.0092X
Equipment protection level Gc (ec)		IECEx TUR 21.0017X
Equipment protection level Da		IECEx PTB 11.0092X
Equipment protection level Dc (tc)		IECEx TUR 21.0018X
Equipment protection level Mb		IECEx PTB 11.0092X
ATEX approval		
Equipment protection level Ga		PTB 00 ATEX 2049 X
Equipment protection level Gb		PTB 00 ATEX 2049 X
Equipment protection level Gc (ec)		TÜV 20 ATEX 8523 X
Equipment protection level Da		PTB 00 ATEX 2049 X
Equipment protection level Dc (tc)		TÜV 20 ATEX 8524 X
UL approval		
Ordinary Location		E87056
Hazardous Location		E501628
Control drawing		116-0454
CCC approval		
Hazardous Location		2020322315002308 2024322315005947 2024322315005860
Ambient conditions		
Ambient temperature		-40 ... 100 °C (-40 ... 212 °F)
Mechanical specifications		
Connection type		cable
Housing material		stainless steel (303/1.4305)
Sensing face		Valox (PBT) , green
Degree of protection		IP68
Cable		
Cable diameter		6 mm ± 0.2 mm
Bending radius		> 10 x cable diameter
Material		silicone
Core cross section		0.75 mm ²
Length	L	3 m
Dimensions		
Length		35 mm
Diameter		28.3 mm
Thread size		PG21
General information		
Scope of delivery		Supplied with 2 nuts

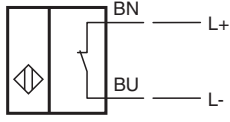
Release date: 2025-06-13 Date of issue: 2025-06-17 Filename: 70133181_eng.pdf

Technical Data

Use in the hazardous area

see instruction manuals

Connection Assignment



Application

**Danger!**

In safety-related applications the sensor must be operated with a qualified fail safe interface from Pepperl+Fuchs, such as KFD2-SH-EX1.

Consider the "exida Functional Safety Assessment" document which is available on www.pepperl-fuchs.com as an integral part of this product's documentation.