


Inductive sensor

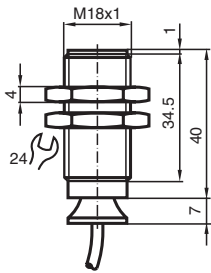
NJ8-18GK-N-150-15M



- 8 mm non-flush
- Temperature range
-40 ... 150 °C (-40 ... 302 °F)
- NAMUR output
- 15 m connection cable



Dimensions



Technical Data

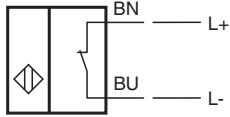
General specifications		
Switching function		Normally closed (NC)
Output type		NAMUR
Rated operating distance	s_n	8 mm
Installation		non-flush
Assured operating distance	s_a	0 ... 6.48 mm
Reduction factor r_{AI}		0.4
Reduction factor r_{Cu}		0.3
Reduction factor r_{304}		0.85
Output type		2-wire
Nominal ratings		
Nominal voltage	U_o	8.2 V (R_i approx. 1 k Ω)
Switching frequency	f	0 ... 200 Hz
Current consumption		
Measuring plate not detected		min. 3 mA
Measuring plate detected		\leq 1 mA
Functional safety related parameters		

Release date: 2025-07-03 Date of issue: 2025-07-03 Filename: 70133188_eng.pdf

Technical Data

MTTF _d	4542 a
Compliance with standards and directives	
Standard conformity	
NAMUR	EN 60947-5-6:2000 IEC 60947-5-6:1999
Standards	EN IEC 60947-5-2
Approvals and certificates	
IECEX approval	
Equipment protection level Ga	IECEX PTB 11.0037X
Equipment protection level Gb	IECEX PTB 11.0037X
Equipment protection level Da	IECEX PTB 11.0037X
Equipment protection level Mb	IECEX PTB 11.0037X
ATEX approval	
Equipment protection level Ga	PTB 00 ATEX 2048 X
Equipment protection level Gb	PTB 00 ATEX 2048 X
Equipment protection level Da	PTB 00 ATEX 2048 X
UL approval	
	cULus Listed Circuitry: Class 2 Power Source Enclosure Type Rating: Type 1 Supply/Switching Voltage: 8.2 V DC
Ordinary Location	E87056
Hazardous Location	E501628
Control drawing	116-0452
CCC approval	
Hazardous Location	2020322315002257
CML approval	on request
ANZEx	18.3018X
Ambient conditions	
Ambient temperature	-40 ... 150 °C (-40 ... 302 °F)
Mechanical specifications	
Connection type	cable
Housing material	PPS
Sensing face	PPS
Degree of protection	IP65
Cable	
Cable diameter	4.8 mm ± 0.2 mm
Bending radius	> 10 x cable diameter
Material	SIHF
Core cross section	0.34 mm ²
Length	L 15 m
Dimensions	
Length	47 mm
Diameter	18 mm
General information	
Use in the hazardous area	see instruction manuals

Connection Assignment



Release date: 2025-07-03 Date of issue: 2025-07-03 Filename: 70133188_eng.pdf