


Inductive sensor

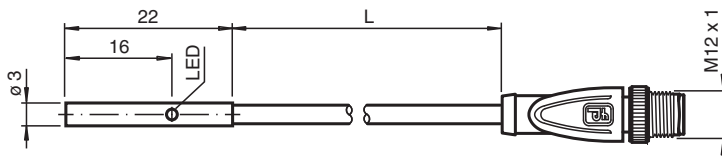
NBB1-3M22-E0-0,6M-V1



- 1 mm flush
- Miniature design



Dimensions



Technical Data

General specifications

Switching function		Normally open (NO)
Output type		NPN
Rated operating distance	s_n	1 mm
Installation		flush
Output polarity		DC
Assured operating distance	s_a	0 ... 0.81 mm
Reduction factor r_{Al}		0.4
Reduction factor r_{Cu}		0.29
Reduction factor r_{304}		0.76
Reduction factor r_{Brass}		0.46
Output type		3-wire

Nominal ratings

Operating voltage	U_B	10 ... 30 V
Switching frequency	f	0 ... 700 Hz
Hysteresis	H	typ. 5%
Reverse polarity protection		reverse polarity protected
Short-circuit protection		pulsing
Voltage drop	U_d	≤ 3 V
Operating current	I_L	0 ... 100 mA
Off-state current	I_r	0 ... 0.1 mA typ. at 25 °C
No-load supply current	I_o	≤ 10 mA
Switching state indicator		LED, yellow

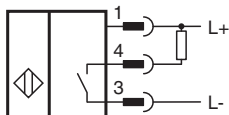
Compliance with standards and directives

Release date: 2024-04-25 Date of issue: 2024-04-25 Filename: 70134359_eng.pdf

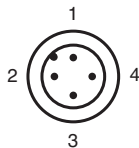
Technical Data

Standard conformity		
Standards	EN IEC 60947-5-2	
Approvals and certificates		
UL approval	cULus Listed, Class 2 Power Source	
CCC approval	CCC approval / marking not required for products rated ≤ 36 V	
Ambient conditions		
Ambient temperature	-25 ... 70 °C (-13 ... 158 °F)	
Mechanical specifications		
Connection type	fixed cable with plug	
Housing material	Stainless steel 1.4305 / AISI 303	
Sensing face	PC	
Degree of protection	IP67	
Connector		
Threading	M12 x 1	
Number of pins	4	
Cable		
Cable diameter	2.6 mm \pm 0.1 mm	
Bending radius	> 10 x cable diameter	
Material	PUR	
Color	grey	
Number of cores	3	
Core cross section	0.055 mm ²	
Length	L	0.6 m
Dimensions		
Length	22 mm	
Diameter	3 mm	

Connection



Connection Assignment



Wire colors in accordance with EN 60947-5-2

1	BN	(brown)
2	WH	(white)
3	BU	(blue)
4	BK	(black)

Mounting

