


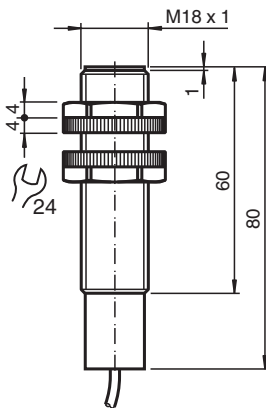
Capacitive sensor

CJ2-18GK-N

■ 2 mm non-flush



Dimensions



Technical Data

General specifications

Switching function		Normally open (NO)
Output type		NAMUR
Rated operating distance	s_n	2 mm
Installation		non-flush
Assured operating distance	s_a	0 ... 1.44 mm
Output type		2-wire

Nominal ratings

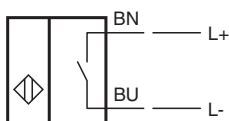
Installation conditions		
A		15 mm
B		30 mm
C		20 mm
F		120 mm
Nominal voltage	U_o	8.2 V (R_i approx. 1 k Ω)
Operating voltage	U_B	7 ... 12 V
Switching frequency	f	0 ... 1 Hz
Current consumption		

Release date: 2025-06-11 Date of issue: 2025-06-12 Filename: 70135021_eng.pdf

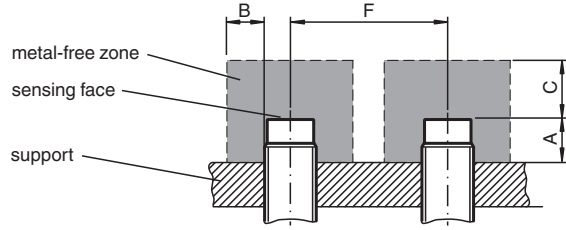
Technical Data

Measuring plate not detected		≤ 1 mA
Measuring plate detected		≥ 2.4 mA
Functional safety related parameters		
MTTF _d		5030 a
Mission Time (T _M)		20 a
Diagnostic Coverage (DC)		0 %
Compliance with standards and directives		
Standard conformity		
NAMUR		EN 60947-5-6:2000 IEC 60947-5-6:1999
Standards		EN IEC 60947-5-2
Approvals and certificates		
IECEX approval		
Equipment protection level Ga		IECEX TUN 20.0014X
Equipment protection level Gb		IECEX TUN 20.0014X
Equipment protection level Da		IECEX TUN 20.0014X
ATEX approval		
Equipment protection level Ga		TÜV 03 ATEX 2003 X
Equipment protection level Gb		TÜV 03 ATEX 2003 X
Equipment protection level Da		TÜV 03 ATEX 2003 X
FM approval		
Control drawing		116-0165
UL approval		
		cULus Listed Circuitry: Class 2 Power Source Enclosure Type Rating: Type 1 Supply/Switching Voltage: 8.2 V DC
Ambient conditions		
Ambient temperature		-25 ... 70 °C (-13 ... 158 °F)
Mechanical specifications		
Connection type		cable
Housing material		PBT
Sensing face		PBT
Degree of protection		IP68
Cable		
Cable diameter		6 mm ± 0.2 mm
Bending radius		> 10 x cable diameter
Material		PVC
Core cross section		0.75 mm ²
Length	L	2 m
Dimensions		
Length		80 mm
Diameter		18 mm
General information		
Use in the hazardous area		see instruction manuals

Connection Assignment



Installation Conditions



Release date: 2025-06-11 Date of issue: 2025-06-12 Filename: 70135021_eng.pdf