



## Retroreflective sensor

### OBR1000-R2-E1-P



- Ultra-small housing design
- 45° cable outlet for maximum mounting freedom under extremely tight space constraints
- Integrated polarization filter allows the detection of reflective objects
- Extremely long detection range paves the way for new applications

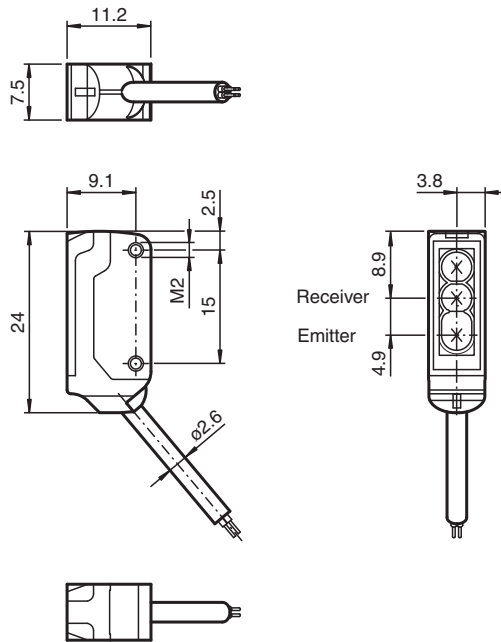
Retroreflective sensor for standard applications, miniature design, polarization filter, 1000 mm detection range, red light, light on, NPN output, 2 m fixed cable



### Function

The nano sensor has been developed for a broad range of applications. It offers excellent durability and is exceptionally easy to install. The housing is compact and, with its 45° cable outlet, can be installed in the smallest spaces. New functional principles and functionality open up a range of new options.

### Dimensions



### Technical Data

#### General specifications

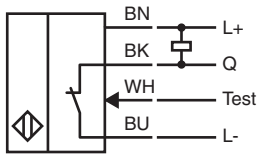
Effective detection range	0 ... 1 m
Reflector distance	40 ... 1000 mm
Threshold detection range	1.4 m
Reference target	H40 reflector

Release date: 2023-04-04 Date of issue: 2023-04-04 Filename: 70141796\_eng.pdf

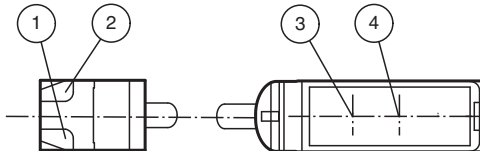
## Technical Data

Light source	LED	
Light type	modulated visible red light , 630 nm	
Polarization filter	yes	
Angle deviation	approx. 2 °	
Diameter of the light spot	approx. 60 mm at a distance of 800 mm	
Opening angle	approx. 2 °	
Optical face	frontal	
Ambient light limit	EN 60947-5-2 : 30000 Lux	
<b>Functional safety related parameters</b>		
MTTF <sub>d</sub>	800 a	
Mission Time (T <sub>M</sub> )	20 a	
Diagnostic Coverage (DC)	0 %	
<b>Indicators/operating means</b>		
Operation indicator	LED green, statically lit Power on , short-circuit : LED green flashing (approx. 4 Hz)	
Function indicator	LED yellow: lights up when receiving the light beam ; flashes when falling short of the operating reserve; OFF when light beam is interrupted	
<b>Electrical specifications</b>		
Operating voltage	U <sub>B</sub>	10 ... 30 V DC , class 2
No-load supply current	I <sub>0</sub>	< 10 mA
<b>Input</b>		
Test input	Test of switching function at 0 V	
<b>Output</b>		
Switching type	NC contact / light on	
Signal output	1 NPN output, short-circuit protected, reverse polarity protected, open collector	
Switching voltage	max. 30 V DC	
Switching current	max. 50 mA	
Voltage drop	U <sub>d</sub>	≤ 1.5 V DC
Switching frequency	f	approx. 800 Hz
Response time	600 μs	
<b>Conformity</b>		
Product standard	EN 60947-5-2	
<b>Approvals and certificates</b>		
UL approval	cULus Recognized, Class 2 Power Source	
CCC approval	CCC approval / marking not required for products rated ≤36 V	
<b>Ambient conditions</b>		
Ambient temperature	-25 ... 60 °C (-13 ... 140 °F)	
Storage temperature	-30 ... 70 °C (-22 ... 158 °F)	
<b>Mechanical specifications</b>		
Housing width	7.5 mm	
Housing height	24 mm	
Housing depth	11.2 mm	
Degree of protection	IP67	
Connection	2 m fixed cable	
<b>Material</b>		
Housing	PC/ABS and TPU	
Optical face	PMMA	
Cable	PUR	
Installation	Fixing screws , 2 x M2 allen head screws included with delivery	
Mass	approx. 20 g	
Cable length	2 m	

**Connection**

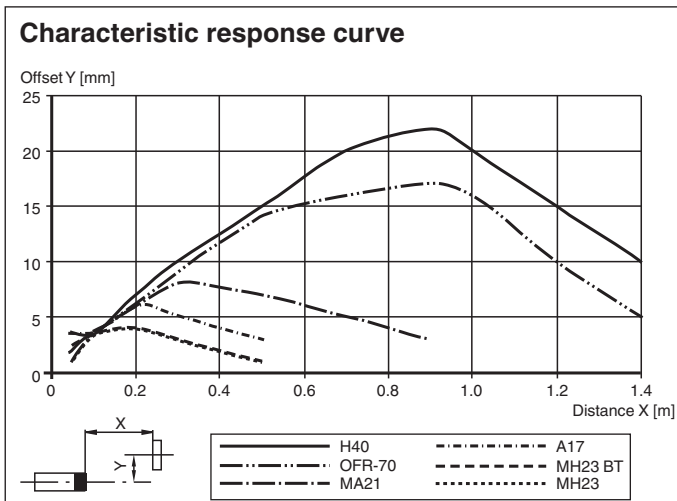


**Assembly**



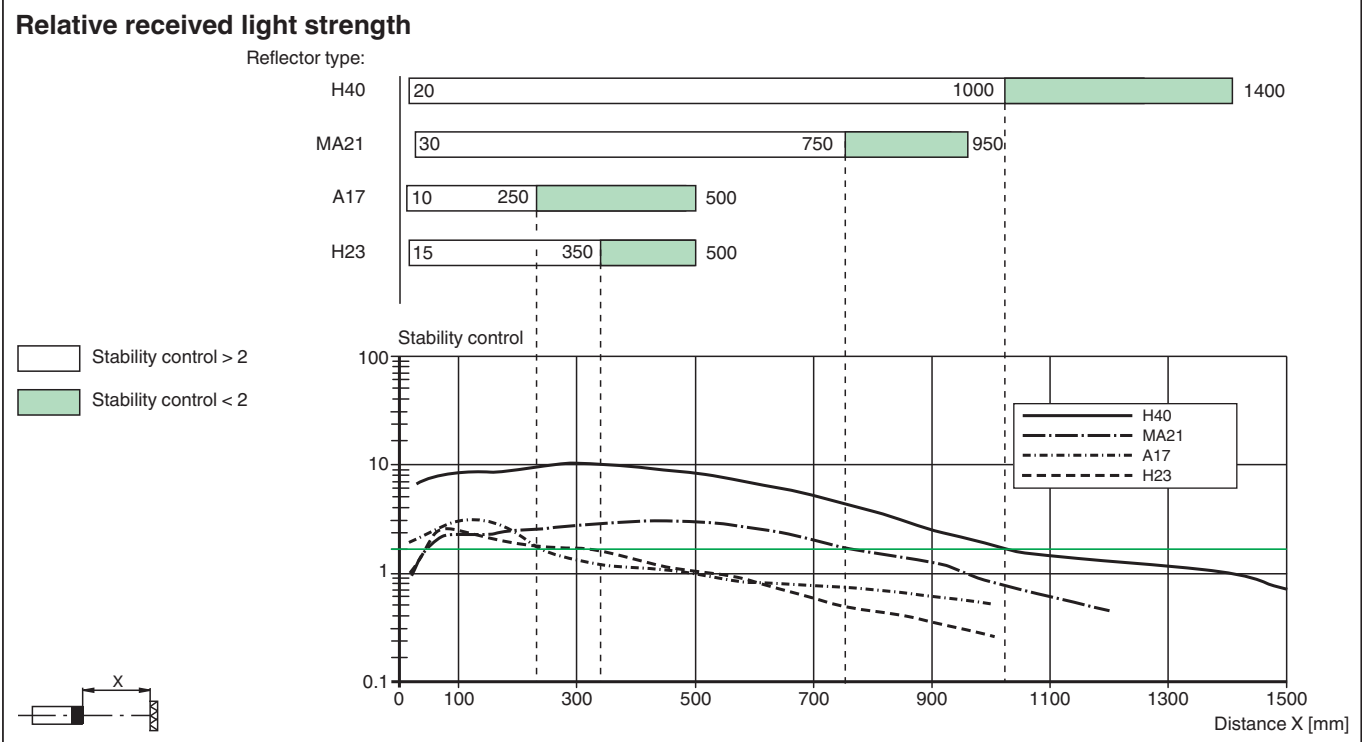
1	Operating display	green
2	Signal display	yellow
3	Emitter	
4	Receiver	

**Characteristic Curve**







Release date: 2023-04-04 Date of issue: 2023-04-04 Filename: 70141796\_eng.pdf

**Characteristic Curve**



**Accessories**

	<b>MH-R2-01</b>	Mounting aid for R2 series, Mounting bracket
	<b>MH-R2-02</b>	Mounting aid for R2 series, Mounting bracket
	<b>MH-R2-03</b>	Mounting aid for R2 series, Mounting bracket
	<b>MH-R2-04</b>	Mounting aid for R2 series, Mounting bracket

Release date: 2023-04-04 Date of issue: 2023-04-04 Filename: 70141796\_eng.pdf