

Control Unit Ex e, Stainless Steel, Control Switch

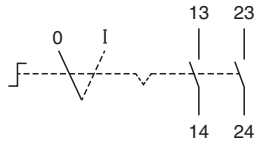
LRS1.B.S10X.B.1

- Large control switch, 2 position with left OFF - 2x NO - labeling '0 - I'
- Stainless Steel AISI 316L
- Installation in Zone 1, Zone 2, Zone 21 and Zone 22
- Degree of protection IP66
- Ex db eb and Ex tb certified
- Bottom face cable gland polyamide, 1x M20
- Wide range of accessories available

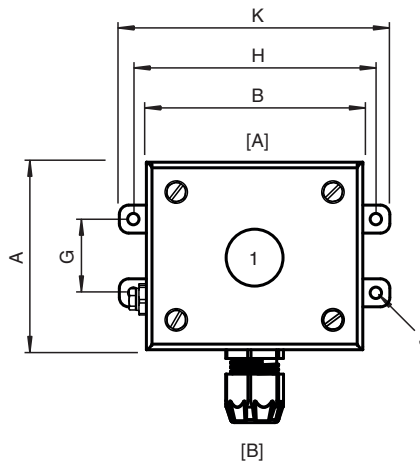
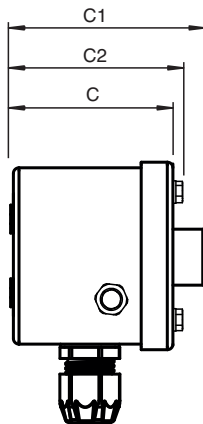


Connection

	13	23
0		
I	X	X
	14	24



Dimensions



Dimension values see data table.

Image and drawing are generic for this device type and may deviate from the specific variant.

Technical Data

Electrical specifications	
Operating voltage	250 V max.
Operating current	13 A max.
Terminal capacity	2.5 mm ²
Terminal torque	0.8 Nm
Function	control switch, large
Color	black
Shroud	yes
Contact configuration	2x NO
Switching configuration	2 position changeover with left OFF
Usage category	AC12 - 12 ... 250 V AC - 13 A AC15 - 12 ... 250 V AC - 10 A DC13 - 12 ... 110 V DC - 1 A
Number of poles	2
Operator action	engage - engage
Lockable	padlockable in '0'
Labeling	0 - I
Mechanical specifications	
Enclosure range	SR
Enclosure cover	fully detachable
Cover fixing	stainless steel A4 (V4A) hexagonal head screws
Screws	M6
Number	4
Tightening torque	3 Nm - 3.5 Nm
Degree of protection	IP66
Cable entry	thru-holes direct through body
Cable entry face B	
M20 quantity	1
M20 series	Cable Glands, Plastic
M20 type	CG.PEDS1.M20.*
M20 clamping range	6 ... 12 mm
Defined entry area	face B
Material	
Enclosure	1.5 mm AISI 316L, (1.4404) stainless steel
Finish	brushed
Seal	one piece closed cell silicone
Mass	approx. 0.7 kg
Dimensions	
External dimension (A)	102 mm
External dimension (B)	116 mm
External dimension (C)	87 mm
External dimension with operating element (C1)	118 mm
External dimension with screws (C2)	92 mm
Mounting holes distance (G)	41 mm
Mounting holes distance (G1)	
Mounting holes distance (H)	130 mm
Mounting holes diameter (J)	6.1 mm
Thickness of mounting brackets (N)	1.5 mm
Maximum external dimension (K)	145 mm
Tightening torque	
Nut torque at enclosure (SW1)	see datasheets of cable glands
Mounting	4 screws
Grounding	M6 internal/external brass nickel-plated grounding bolt

Release date: 2023-04-17 Date of issue: 2023-04-17 Filename: 70142242_eng.pdf

Technical Data

Ambient conditions	
Ambient temperature	-40 ... 55 °C (-40 ... 131 °F) @ T4 -40 ... 40 °C (-40 ... 104 °F) @ T6
Data for application in connection with hazardous areas	
EU-type examination certificate	CML 16 ATEX 3009X
Marking	⊕ II 2 GD Ex db eb IIC T* Gb Ex tb IIC T** °C Db T4/T130 °C @ Ta +55 °C (T6/T80 °C @ Ta +40 °C on request)
International approvals	
IECEx approval	IECEx CML 16.0008X
UKCA approval	CML 22 UKEX 2550X
Further approvals	further on request
Conformity	
Degree of protection	EN60529
Usage category	IEC / EN 60947
CE marking	0080 or 0102, see type label
General information	
Ordering information	This device will be delivered completely configured and assembled ready for use. For configuration details please contact Customer Service.
Supplementary information	EC-Type Examination Certificate, Statement of Conformity, Declaration of Conformity, Attestation of Conformity and instructions have to be observed where applicable. For information see www.pepperl-fuchs.com .
Accessories	
Optional accessories	engraved traffolyte tag label engraved AISI 316L stainless steel tag label color in-fill stainless steel tag label M6 internal/external stainless steel grounding bolt