



Retroreflective sensor

ML100-55-8943/120/115b-0,8M



- Miniature design
- Easy to use
- Full metal thread mounting
- Clearly visible LEDs for Power ON, switching state and weak signal indication
- Not sensitive to ambient light

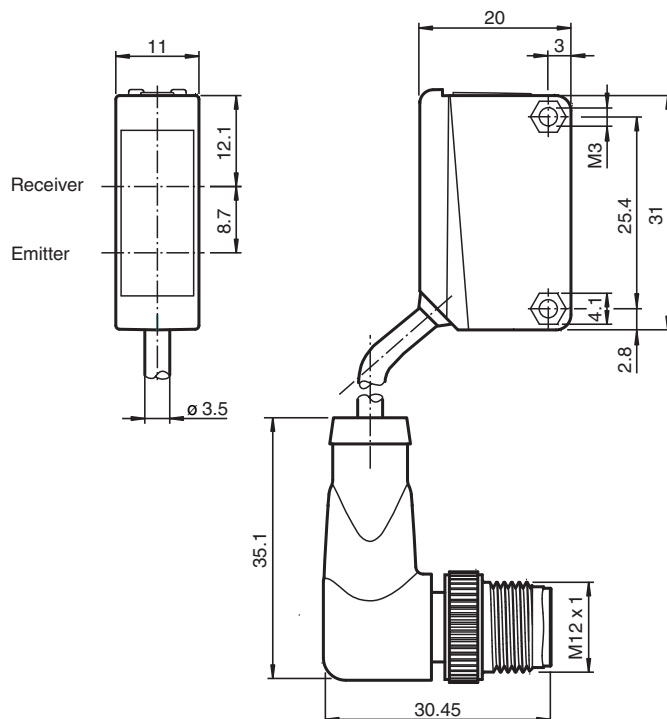
Retroreflective sensor with polarization filter, plastic housing, 5 m detection range, red light, sensitivity adjuster, light/dark on, DC version, 2 PNP outputs, fixed cable with right-angled M12 plug



Function

The optical sensors of this series are suitable for both standard and demanding applications. The series features a miniature housing design, two M3 metal-threaded mounting holes and a highly visible LED status indicator. Each device is equipped with a sensitivity adjuster and a light-on/dark-on changeover switch for increased flexibility. A wide variety of versions are available in both infrared light and red light with PowerBeam for easy alignment. Special versions with BlueBeam are suitable for challenging applications like those in the solar and battery industries.

Dimensions



Technical Data

General specifications

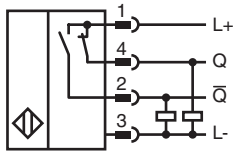
| | |
|---------------------------|--------------|
| Effective detection range | 0 ... 5 m |
| Reflector distance | 0.02 ... 5 m |
| Threshold detection range | 7 m |

Release date: 2024-10-24 Date of issue: 2024-10-24 Filename: 70145788_eng.pdf

Technical Data

| | | |
|---|----------------|---|
| Reference target | | H50 reflector |
| Light source | | LED |
| Light type | | modulated visible red light |
| Polarization filter | | yes |
| Diameter of the light spot | | approx. 500 mm at a distance of 7 m |
| Opening angle | | approx. 4 ° |
| Optical face | | frontal |
| Ambient light limit | | EN 60947-5-2 |
| Functional safety related parameters | | |
| MTTF _d | | 860 a |
| Mission Time (T _M) | | 20 a |
| Diagnostic Coverage (DC) | | 0 % |
| Indicators/operating means | | |
| Operation indicator | | LED green: power on |
| Function indicator | | LED yellow: lights up when receiving the light beam ; flashes when falling short of the operating reserve; OFF when light beam is interrupted |
| Control elements | | sensitivity adjustment |
| Control elements | | Light-on/dark-on changeover switch |
| Electrical specifications | | |
| Operating voltage | U _B | 10 ... 30 V DC |
| Ripple | | max. 10 % |
| No-load supply current | I ₀ | < 20 mA |
| Output | | |
| Switching type | | The switching type of the sensor is adjustable. The default setting is: Q - Pin4: PNP normally closed / light-on / Q - Pin2: PNP normally open / dark-on |
| Signal output | | 2 PNP outputs, complementary, short-circuit protected, reverse polarity protected, open collector |
| Switching voltage | | max. 30 V DC |
| Switching current | | max. 100 mA , resistive load |
| Voltage drop | U _d | ≤ 1.5 V DC |
| Switching frequency | f | 1000 Hz |
| Response time | | 0.5 ms |
| Conformity | | |
| Product standard | | EN 60947-5-2 |
| Approvals and certificates | | |
| UL approval | | cULus Listed, Class 2 Power Source or listed Power Supply with a limited voltage output with (maybe integrated) fuse (max. 3.3 A according UL248), Type 1 enclosure |
| CCC approval | | CCC approval / marking not required for products rated ≤36 V |
| Ambient conditions | | |
| Ambient temperature | | -30 ... 60 °C (-22 ... 140 °F) |
| Storage temperature | | -40 ... 70 °C (-40 ... 158 °F) |
| Mechanical specifications | | |
| Degree of protection | | IP67 |
| Connection | | 800 mm fixed cable with 4-pin, right-angled, M12 x 1 connector |
| Material | | |
| Housing | | PC (Polycarbonate) |
| Optical face | | PMMA |
| Mass | | approx. 30 g |
| Tightening torque, fastening screws | | 0.6 Nm |
| Dimensions | | |
| Height | | 31 mm |
| Width | | 11 mm |
| Depth | | 20 mm |
| Cable length | | 0.8 m |

Connection



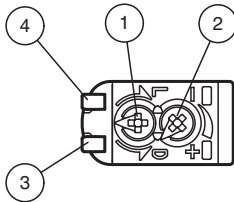
Connection Assignment



Wire colors in accordance with EN 60947-5-2

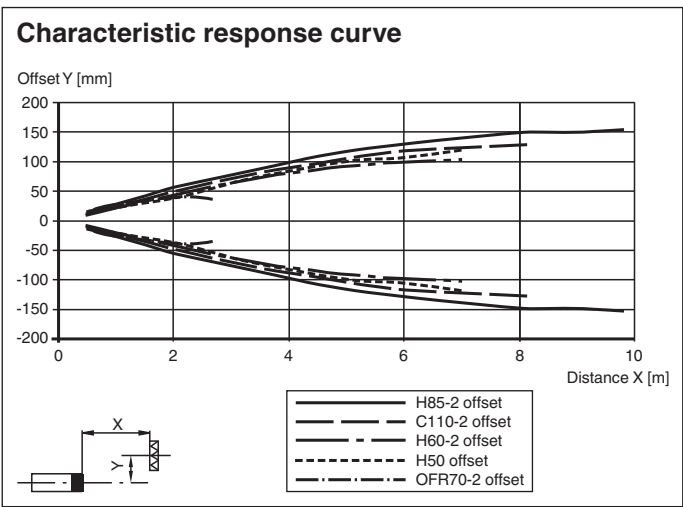
| | | |
|---|----|---------|
| 1 | BN | (brown) |
| 2 | WH | (white) |
| 3 | BU | (blue) |
| 4 | BK | (black) |

Assembly



| | | |
|---|----------------------|--------|
| 1 | Light-Dark-switching | |
| 2 | Sensitivity adjuster | |
| 3 | Signal display | yellow |
| 4 | Operating display | green |

Characteristic Curve

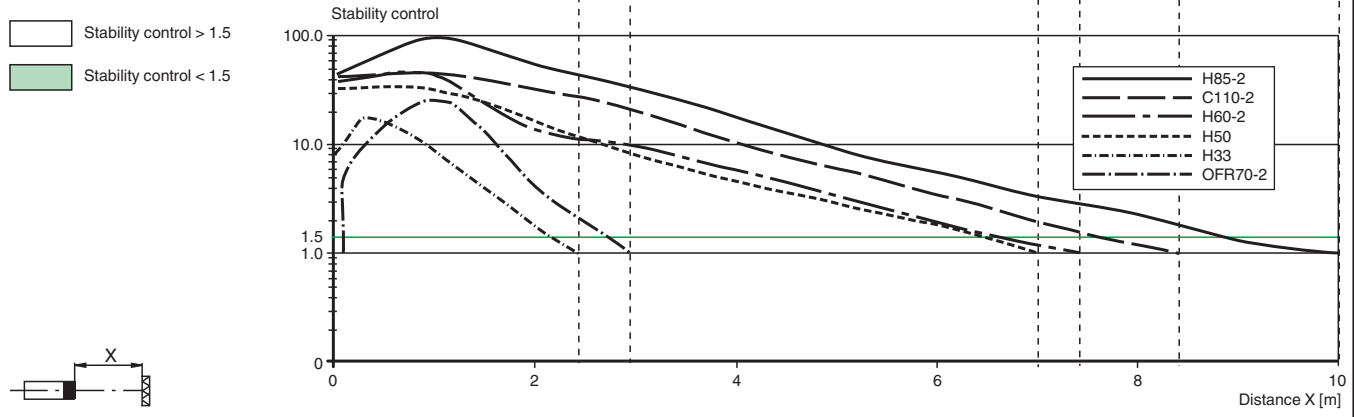



Release date: 2024-10-24 Date of issue: 2024-10-24 Filename: 70145788_eng.pdf

Characteristic Curve

Relative received light strength (typical)

Reflector type:



Release date: 2024-10-24 Date of issue: 2024-10-24 Filename: 70145788_eng.pdf