

Inductive sensor

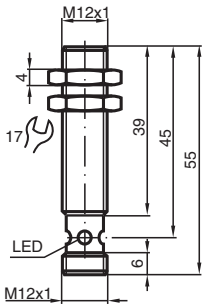
NCB2-12GM40-Z0-V1-Y70158915



- 2 mm flush
- 2-wire DC



Dimensions



Technical Data

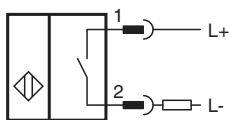
| General specifications | | |
|-----------------------------|-------|---------------------------|
| Switching function | | Normally open (NO) |
| Output type | | Two-wire |
| Rated operating distance | s_n | 2 mm |
| Installation | | flush |
| Output polarity | | DC |
| Assured operating distance | s_a | 0 ... 1.62 mm |
| Actual operating distance | s_r | 1.8 ... 2.2 mm typ. |
| Reduction factor r_{Al} | | 0.28 |
| Reduction factor r_{Cu} | | 0.23 |
| Reduction factor r_{304} | | 0.7 |
| Output type | | 2-wire |
| Nominal ratings | | |
| Operating voltage | U_B | 5 ... 30 V |
| Switching frequency | f | 0 ... 800 Hz |
| Hysteresis | H | 1 ... 10 % typ. 5 % |
| Reverse polarity protection | | reverse polarity tolerant |

Release date: 2024-10-17 Date of issue: 2024-10-17 Filename: 70158915_eng.pdf

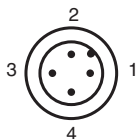
Technical Data

| | | |
|---|-------|---|
| Short-circuit protection | | pulsing |
| Voltage drop | U_d | ≤ 5 V |
| Operating current | I_L | 2 ... 100 mA |
| Lowest operating current | I_m | 2 mA |
| Off-state current | I_r | 0 ... 0.5 mA typ. |
| Switching state indicator | | Multihole-LED, yellow |
| Functional safety related parameters | | |
| MTTF _d | | 2090 a |
| Mission Time (T _M) | | 20 a |
| Diagnostic Coverage (DC) | | 0 % |
| Compliance with standards and directives | | |
| Standard conformity | | |
| Standards | | EN IEC 60947-5-2 |
| Approvals and certificates | | |
| UL approval | | cULus Listed, General Purpose, Class 2 Power Source |
| Ambient conditions | | |
| Ambient temperature | | -25 ... 70 °C (-13 ... 158 °F) |
| Mechanical specifications | | |
| Connection type | | Connector plug |
| Housing material | | Stainless steel 1.4305 / AISI 303 |
| Sensing face | | PBT |
| Degree of protection | | IP67 |
| Connector | | |
| Threading | | M12 x 1 |
| Number of pins | | 4 |
| Mass | | 30 g |
| Dimensions | | |
| Length | | 40 mm |
| Diameter | | 12 mm |

Connection



Connection Assignment



Connection Assignment

Wire colors in accordance with EN 60947-5-2

| | | | |
|---|--|----|---------|
| 1 | | BN | (brown) |
| 2 | | WH | (white) |
| 3 | | BU | (blue) |
| 4 | | BK | (black) |