

# Thru-beam sensor

## OBE6000-12GM40-SE5-0,65M-V1

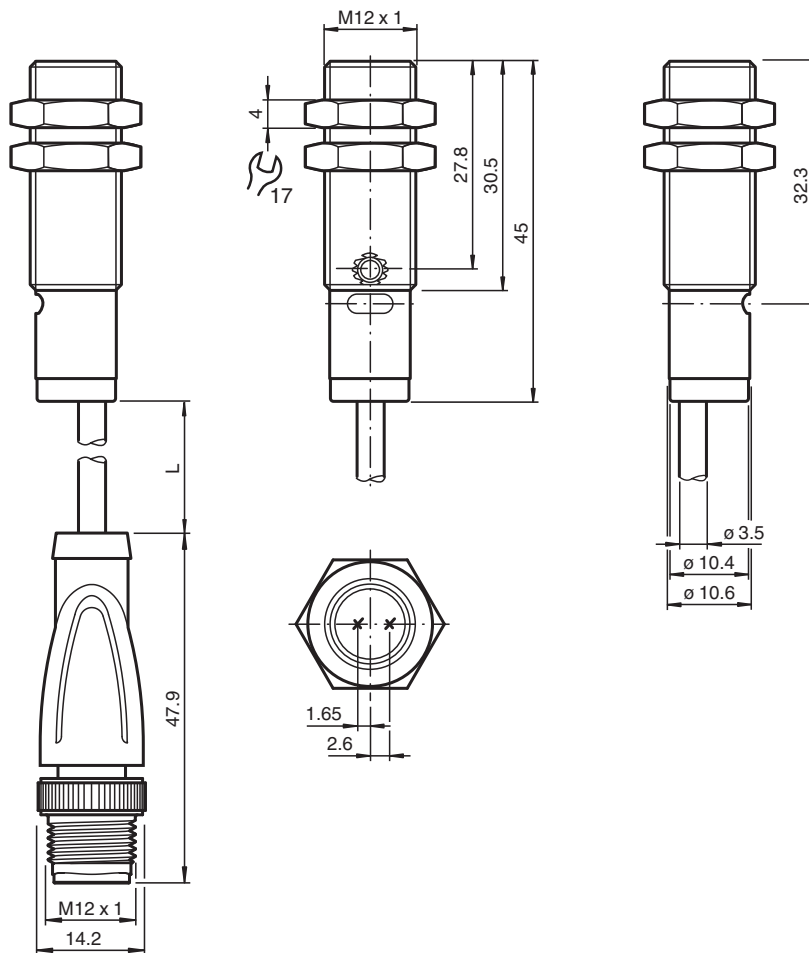


- Robust M12 threaded housing
- Less space required
- Light-on/dark-on, programmable
- Degree of protection IP67

Thru-beam sensor, M12 threaded housing design, metal housing, front optical face, 6 m detection range, red light, light/dark on, 1 PNP output, fixed cable with M12 plug



### Dimensions



### Technical Data

#### System components

Emitter

OBE6000-12GM40-S-0,65M-V1

Release date: 2024-03-27 Date of issue: 2024-03-27 Filename: 70178343\_eng.pdf

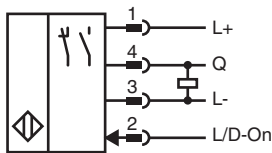
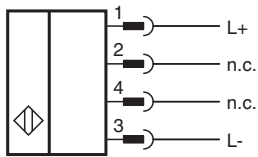
## Technical Data

Receiver		OBE6000-12GM40-E5-0,65M-V1
<b>General specifications</b>		
Effective detection range		0 ... 6000 mm
Threshold detection range		8500 mm
Adjustment range		500 ... 8500 mm
Reference target		receiver
Light source		LED
Light type		red , 640 nm
Angle deviation		+/- 2 °
Diameter of the light spot		approx. 800 mm at a distance of 6 m Red light
Opening angle		approx. 4
Optical face		frontal
Ambient light limit		EN 60947-5-2 ; 20000 Lux
<b>Functional safety related parameters</b>		
MTTF <sub>d</sub>		806 a
Mission Time (T <sub>M</sub> )		20 a
Diagnostic Coverage (DC)		0 %
<b>Indicators/operating means</b>		
Operation indicator		LED green: Power on
Function indicator		LED yellow: lights up when receiving the light beam ; flashes when falling short of the operating reserve; OFF when light beam is interrupted
Control elements		sensitivity adjustment , receiver
<b>Electrical specifications</b>		
Operating voltage	U <sub>B</sub>	10 ... 30 V DC , class 2
Ripple		10 %
No-load supply current	I <sub>0</sub>	≤ 30 mA (emitter and receiver)
<b>Input</b>		
Control input		light on +UB dark on: 0 V
<b>Output</b>		
Switching type		light/dark on electrically switchable
Signal output		1 PNP output, short-circuit protected, reverse polarity protected, open collector
Switching voltage		max. 30 V DC
Switching current		max. 100 mA
Voltage drop	U <sub>d</sub>	≤ 2 V
Switching frequency	f	≤ 1000 Hz
Response time		0.5 ms
<b>Conformity</b>		
Product standard		EN 60947-5-2
<b>Compliance with standards and directives</b>		
Standard conformity		
Standards		UL 508
<b>Approvals and certificates</b>		
UL approval		cULus Listed, Class 2 Power Source, Type 1 enclosure
Approvals		CE, cULus Listed 57M3 (Only in association with UL Class 2 power supply; Type 1 enclosure)
<b>Ambient conditions</b>		
Ambient temperature		-30 ... 60 °C (-22 ... 140 °F)
Storage temperature		-40 ... 70 °C (-40 ... 158 °F)
<b>Mechanical specifications</b>		
Degree of protection		IP67
Connection		fixed cable with 4-pin, M12 x 1 connector Emitter: grey ; Receiver: grey
Material		

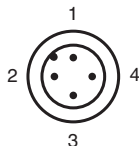
### Technical Data

Housing		brass, nickel-plated
Optical face		PMMA
Cable		
Length	L	650 mm
Mass		approx. 45 g (device)
Dimensions		
Length		45 mm
Diameter		12 mm

### Connection



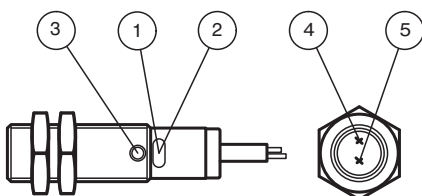
### Connection Assignment



Wire colors in accordance with EN 60947-5-2

1	BN	(brown)
2	WH	(white)
3	BU	(blue)
4	BK	(black)

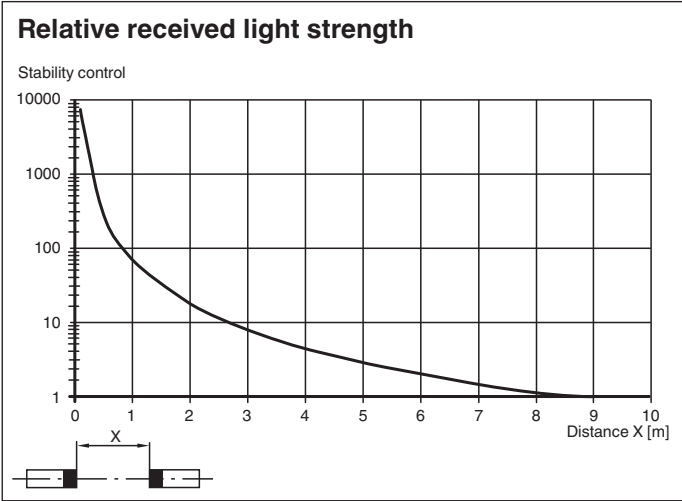
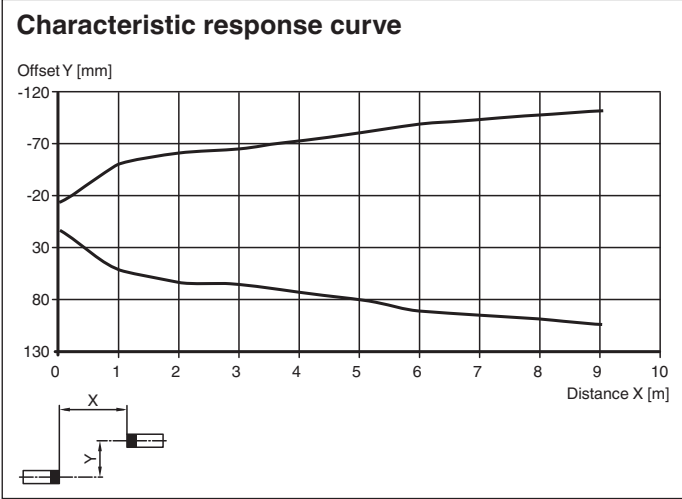
### Assembly



1	Operating display	green
2	Signal display	yellow
3	Potentiometer	
4	Emitter	
5	Receiver	

Release date: 2024-03-27 Date of issue: 2024-03-27 Filename: 70178343\_eng.pdf

# Characteristic Curve



Release date: 2024-03-27 Date of issue: 2024-03-27 Filename: 70178343\_eng.pdf