

Inductive sensor

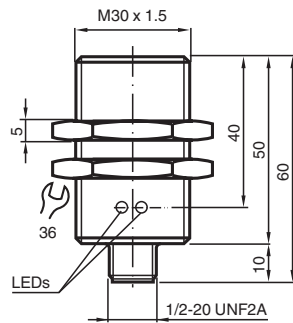
NBB10-30GM50-WS-V12



- 10 mm flush
- 2-wire AC



Dimensions



Technical Data

General specifications

| | | |
|----------------------------|-------|--------------------|
| Switching function | | Normally open (NO) |
| Output type | | Two-wire |
| Rated operating distance | s_n | 10 mm |
| Installation | | flush |
| Output polarity | | AC |
| Assured operating distance | s_a | 0 ... 8.1 mm |
| Actual operating distance | s_r | 9 ... 11 mm |
| Reduction factor r_{AI} | | 0.33 |
| Reduction factor r_{Cu} | | 0.28 |
| Reduction factor r_{304} | | 0.81 |
| Output type | | 2-wire |

Nominal ratings

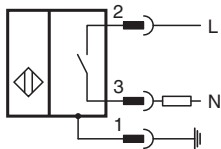
| | | |
|-----------------------------------|-------|--|
| Operating voltage | U_B | 20 ... 253 V |
| Switching frequency | f | 0 ... 20 Hz |
| Hysteresis | H | 1 ... 10 % typ. 5 % |
| Reverse polarity protection | | reverse polarity tolerant |
| Voltage drop | U_d | < 5 V ($I_L > 50$ mA); < 8 V ($I_L < 50$ mA) |
| Momentary current (20 ms, 0.1 Hz) | | 0 ... 1600 mA |
| Operating current | I_L | 5 ... 200 mA |

Release date: 2025-06-06 Date of issue: 2025-06-06 Filename: 801693_eng.pdf

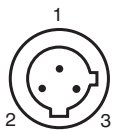
Technical Data

| | | |
|---|-------|--|
| Off-state current | I_r | 0 ... 1.7 mA |
| Operating voltage indicator | | LED, green |
| Switching state indicator | | LED, yellow |
| Compliance with standards and directives | | |
| Standard conformity | | |
| Standards | | EN IEC 60947-5-2 |
| Approvals and certificates | | |
| UL approval | | cULus Listed, General Purpose |
| CSA approval | | cCSAus Listed, General Purpose |
| CCC approval | | Certified by China Compulsory Certification (CCC) |
| Ambient conditions | | |
| Ambient temperature | | -25 ... 70 °C (-13 ... 158 °F) |
| Mechanical specifications | | |
| Connection type | | Connector plug |
| Housing material | | brass, nickel-plated |
| Sensing face | | PBT |
| Degree of protection | | IP67 |
| Connector | | |
| Threading | | 1/2"-20 UN |
| Number of pins | | 3 |
| Dimensions | | |
| Length | | 60 mm |
| Diameter | | 30 mm |
| Note | | 1) In the temperature range below 0 °C, permissible operating voltage U_b 80...253 V Safety fuse ≤ 0.3 A (quick-blow) according to IEC 60127-2 Sheet 1 Recommendation: after a short circuit, check that the device is functioning correctly. |

Connection



Connection Assignment



Wire colors

| | | | |
|---|--|-------|-------------|
| 1 | | GN | (green) |
| 2 | | RD/BK | (red/black) |
| 3 | | RD/WH | (red/white) |